

MICO

Combine your power supplies with MICO, the intelligent power distribution system for 24V DC systems.

MICO monitors currents, indicates when approaching the maximum load and ensures machine availability.

MICO Monitors Current: Select a maximum, individual current value for each channel and MICO will monitor the value. If the current is OK, the LED is green.

MICO Indicates When You are Approaching Maximum Load: When you reach 90% of the selected current load the LED will blink green.

MICO Detects Stress: If you experience a short circuit or if you exceed the selected load current, MICO will switch the affected channel off and the LED will blink red.

MICO Provides Flexibility: Each channel can be individually switched on or off by pressing a button.

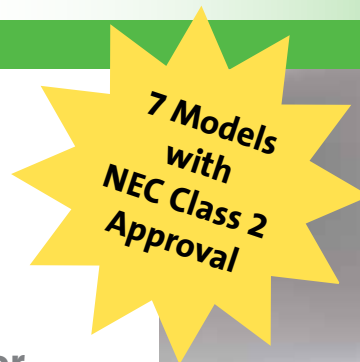
Choose between four different MICO models:

MICO BASIC with preset nominal currents

MICO CLASSIC with adjustable current ranges

MICO+ with channels that can be switched off and a digital signal with a 90% warning.

MICO FUSE with sockets for glass tube fuses



| ADVANTAGES

- MICO eliminates the risk of fire and damage caused by over currents
- MICO stores the operating status of individual channels – even after a power reset
- Don't look for errors, find them!
- MICO saves space: up to 30% in the control cabinet
- MICO saves installation and maintenance time: All wire terminators use cage clamps

| MURRELEKTRONIK Related Products

EMC Filter



MES



MIRO 6.2







EcoRail



Control Cabinet Plug Socket



| MODEL OVERVIEW

MICO Basic	Features	Current Range	Monitored Circuits	Art. No.
	Electronic Current Monitoring 4 or 8 Output Channels Spring Clamp Terminals Bridge System Left 90% Warning Notice with Blinking LED Group Alarm Contact (Digital Output) Cascading Start of Individual Current Paths UL Approval	2A	4	9000-41064-0200000
		4A		9000-41064-0400000
		6A		9000-41064-0600000
		2A	8	9000-41068-0200000
		4A		9000-41068-0400000
		6A		9000-41068-0600000
MICO Classic	Features	Current Range	Monitored Circuits	Art. No.
	Electronic Current Monitoring 2 or 4 Output Channels Adjustable Current Ranges Spring Clamp Terminals Bridge System on Both Sides 90% Warning Notice with Blinking LED Group Alarm Contact (Potential-Free) Cascading Start of Individual Current Paths UL Approval	1A, 2A, 3A, 4A	2	9000-41042-0100400
		1A, 2A, 4A, 6A		9000-41042-0100600
		4A, 6A, 8A, 10A		9000-41042-0400400
		1A, 2A, 3A, 4A	4	9000-41034-0100400
		1A, 2A, 4A, 6A		9000-41034-0100600
		4A, 6A, 8A, 10A		9000-41034-0100400
		Channels 1 & 2: 1A, 2A, 3A, 4A Channels 3 & 4: 4A, 6A, 8A, 10A		9000-41034-0101000
		4A, 6A, 8A, 10A		9000-41034-0401005
MICO+	Features	Current Range	Monitored Circuits	Art. No.
	Electronic Current Monitoring 4 Output Channels Adjustable Current Ranges Spring Clamp Terminals Bridge System on Both Sides 90% Warning Notice with Blinking LED Group Alarm Contact (Digital Output) Cascading Start of Individual Current Paths	1A, 2A, 3A, 4A	4	9000-41084-0100400
		1A, 2A, 4A, 6A		9000-41084-0100600
		4A, 6A, 8A, 10A		9000-41084-0401000
MICO Fuse	Features	Data	Monitored Circuits	Art. No.
	Monitoring with Glass Tube Fuses 8 Output Channels Spring Clamp Terminals Group Alarm Contact (Digital Output)	Delivered without Fuses With LED Indicator and Alarm Contact 24V DC	8	9000-41078-0600001
		Delivered without Fuses Universal Module from 0 - 250V AC/DC		9000-41078-0600002
		2A Glass Fuse (Fuse Size:5 x 20mm)		9000-41078-0000002
		4A Glass Fuse (Fuse Size:5 x 20mm)		9000-41078-0000004
		6A Glass Fuse (Fuse Size:5 x 20mm)		9000-41078-0000006

 Models with NEC Class 2 Approval

| ACCESSORIES

Art. No.	Description	Other
9000-41034-0000001	Bridge Set	1 set
9000-41034-0000002		10 sets
9000-41034-0000003	Shortened Buttons	4 buttons