



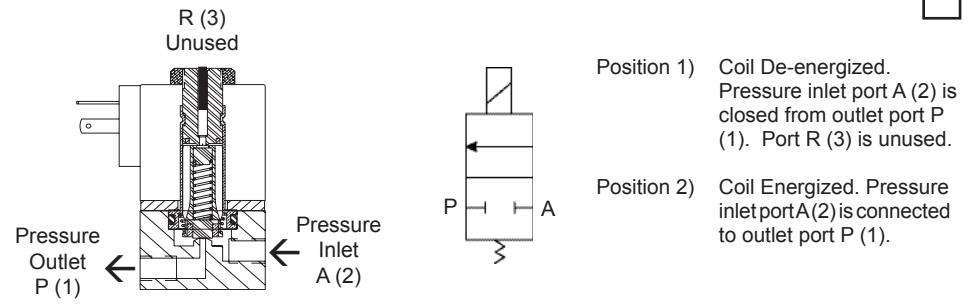
Series 2510, 3822 & 4200

Application and Installation Guide

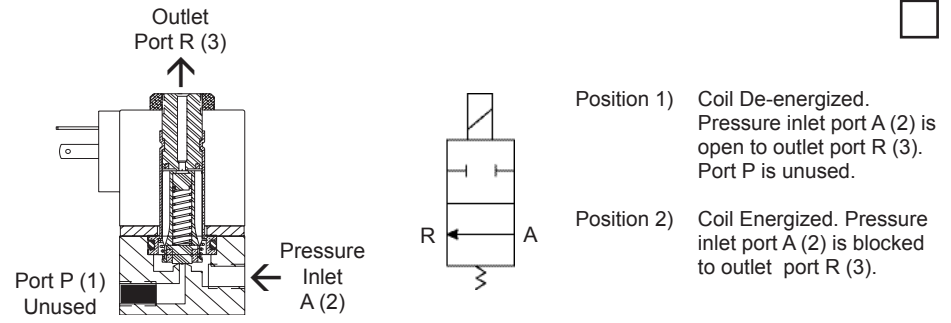


Series 2510, 3822 & 4200 (Body Ported) #10-32, 1/8" NPT, 1/4" NPT Solenoid Valves

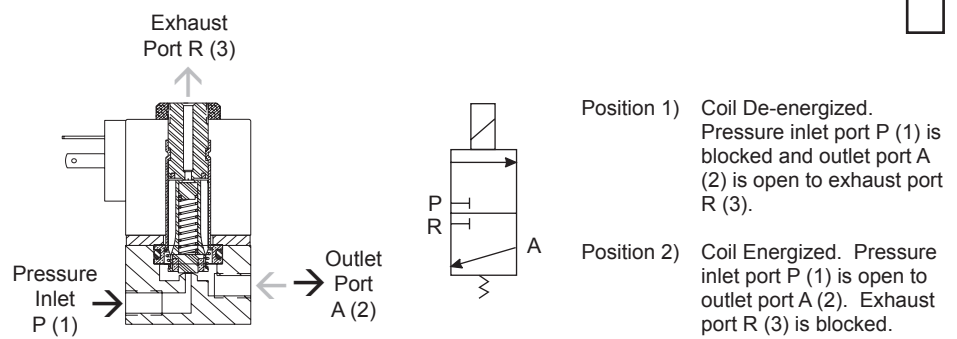
Two-Way, Two Position, Normally Closed



Two-Way, Two Position, Normally Open



Three-Way, Two Position, Normally Closed



Warranty Information

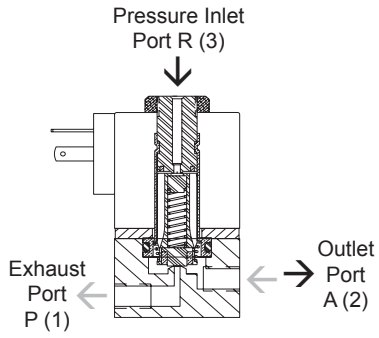
Solenoid valves and all other products manufactured by Spartan are warranted by Spartan to be free from defects in material and workmanship for a period of 1 year from the date of purchase. Spartan's obligation under this warranty is limited to repair or replacement of the defective product or refund of the purchase price paid solely at the discretion of Spartan and provided such defective product is returned to Spartan freight prepaid and upon examination by Spartan such product is found defective. This warranty shall be void in the event that the product has been subject to misuse, misapplication, improper maintenance, modification or tampering. This warranty is expressed in lieu of all other warranties, expressed or implied from Spartan Scientific, Inc., representatives or employees.



Series 2510, 3822 & 4200

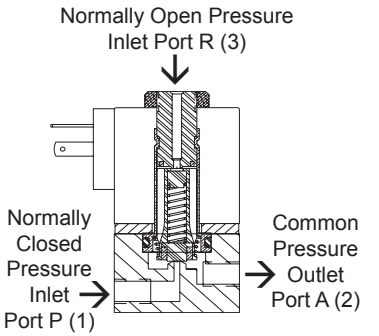
Application and Installation Guide

Three-Way, Two Position, Normally Open



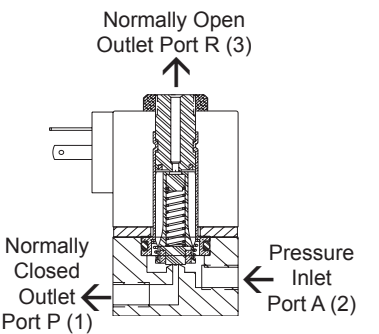
- Position 1) Coil De-energized. Pressure inlet port R (3) is open to outlet port A (2). Exhaust port P (1) is blocked.
- Position 2) Coil Energized. Pressure inlet port R (3) is blocked, outlet port A (2) is connected to exhaust port P (1).

Three-Way, Two Position, Mixing Function



- Position 1) Coil De-energized, normally open inlet R(3) connected to outlet port A (2). Port P (1) is blocked.
- Position 2) Coil Energized. Pressure port P(1) is connected to outlet port A(2). Port R(3) is blocked.

Three-Way, Two Position, Diverter Function



- Position 1) Coil De-energized. Pressure inlet port A (2) is connected to normally open outlet port R (3) and normally closed outlet port P (1) is blocked.
- Position 2) Coil Energized. Pressure inlet port A (2) diverts to normally closed outlet port P (1) and normally open port R (3) is blocked.

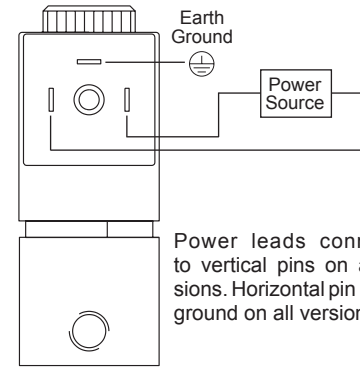
Series 2510, 3822 & 4200

Application and Installation Guide

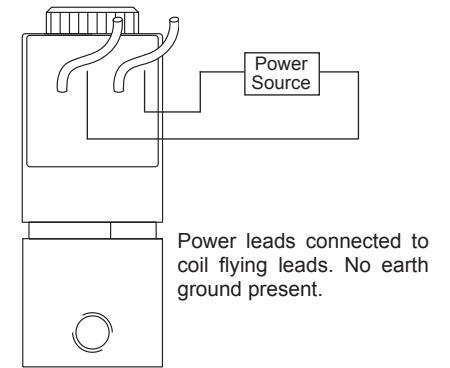


Electrical Hook-Up

Spade Style Coil

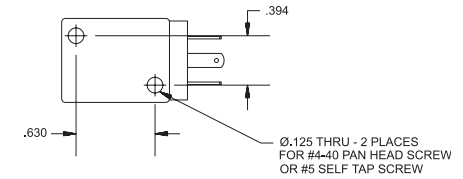


Flying Lead Style Coil

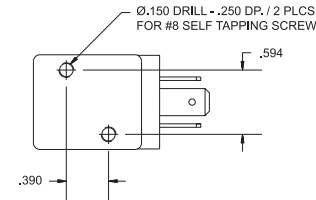


Mounting Diagram

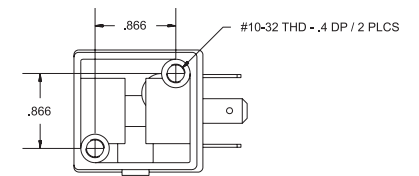
Series 2510



Series 3822



Series 4200



Caution

Excessive use of pipe sealant can cause clogging and leakage. Please follow ASME standards for applying pipe sealant and tape. Do not use media, voltage or pressures other than that recommended by Spartan Scientific Inc. as valve malfunction could result. Misuse or misapplication of Spartan solenoid valves could cause serious bodily injury or property damage.