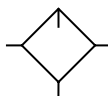


QUBE Features
Filters
Coalescing Filters
Regulators
Lubricators
Integral Filter Regulators
Combination Units
Accessories
Soft Start Valves
Mounting Brackets

# L75 Lubricator



### Features

- Compact Size Allows Greater Design Flexibility
- Connects to Other QUBE Units Using Just Screws and O-rings (Included)
- Integral Mounting Slots Eliminate Need for Mounting Brackets
- For Applications Requiring Minimum Pressure Drop
- Transparent Polyurethane Bowl with Bowl Guard as Standard
- Metal Bowl with Wraparound Sight Gauge Optional
- Drain Standard on Metal Bowl and Metal Bowl with Sight Gauge
- Can be Filled While Unit is Under Pressure
- Precision Needle Valve Assures Repeatable Oil Delivery and Provides Simple Adjustment of Delivery Rate.
- Large Capacity Bowl
- High Flow: 1/4" - 15 SCFM<sup>§</sup>  
 3/8" - 80 SCFM<sup>§</sup>  
 1/2" - 80 SCFM<sup>§</sup>

**Polyurethane Bowls and Sight Gauges Offer Improved Chemical Compatibility.**



### Wraparound Sight Gauge Bowl


All QUBE filters, lubricators, and integrals are available with the Watts Wraparound Polyurethane Sight Gauge Bowl. These unique bowls provide the 360° visibility of a plastic bowl while maintaining the high strength and safety features of metal bowls. Polyurethane bowls with guards, and metal bowls, are also available.

Port Size	NPT
<b>Polyurethane Bowl / Plastic Guard</b>	
1/4"	<b>L75-02B</b>
3/8"	<b>L75-03B</b>
1/2"	<b>L75-04B</b>
<b>Zinc Bowl / Sight Gauge</b>	
1/4"	<b>L75-02W</b>
3/8"	<b>L75-03W</b>
1/2"	<b>L75-04W</b>

**Bold Items are Most Popular.**  
**For other models refer to ordering information below.**

§ SCFM = Standard Cubic Feet Per Minute at 100 PSIG Inlet, and 5 PSIG Pressure Drop.

## Ordering Information



Port Threads
— NPT
G BSPP

Port Size
02 1/4"
03 3/8"
04 1/2"

Bowl
<b>B Transparent with Plastic Bowl Guard</b>
W Metal with Wraparound Sight Gauge

Options
Q Buttonhead Fill Fitting
X9 Manual Twist Drain on Plastic Bowl (Increases product length by 9/16")

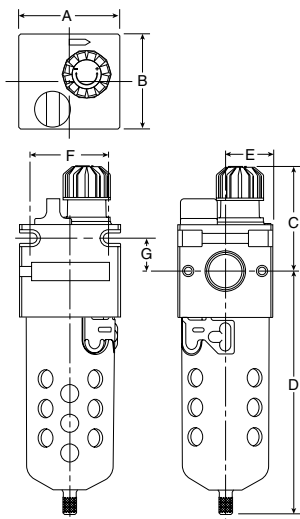
Draincock Standard on D & W Bowls.

Engineering Change Designator
Will be entered at factory.

**BOLD ITEMS ARE MOST POPULAR.**



**Technical Information**



L75 Lubricator Dimensions						
A	B	C	D	E	F	G
<b>L75-B</b>						
2.19 (55.6)	2.00 (52.1)	2.44 (56.3)	4.72 (119.8)	1.00 (25.4)	1.66 (42.1)	0.72 (17.9)
<b>L75-D</b>						
2.19 (55.6)	2.00 (52.1)	2.44 (56.3)	5.15 (130.9)	1.00 (25.4)	1.66 (42.1)	0.70 (17.9)
<b>L75-W</b>						
2.19 (55.6)	2.00 (52.1)	2.44 (56.3)	5.37 (136.4)	1.00 (25.4)	1.66 (42.1)	0.70 (17.9)

Inches  
(mm)

**L75 Lubricator Kits & Accessories**

**Bowl Kits –**

- Polyurethane (B).....BKL55B
- Zinc (D).....BKF55D
- Zinc (W) Wraparound Sight Gauge ..... BKF55W

**Button Head Fill Fitting**..... L606C14  
 (M14 male thread)

**Drain Kits –**

- Manual Twist Drain ..... SA600Y7-1

**Oil –**

- 1 Gal. ....F442002
- 12 Quart Case .....F442003
- 4 Gallon Case .....F442005

**Face Mounting Bracket Kit (See Page 37)**..... SAR75Y57

**Repair Kit –**

- Tamper-resistant Sight Dome (All)..... RFL100

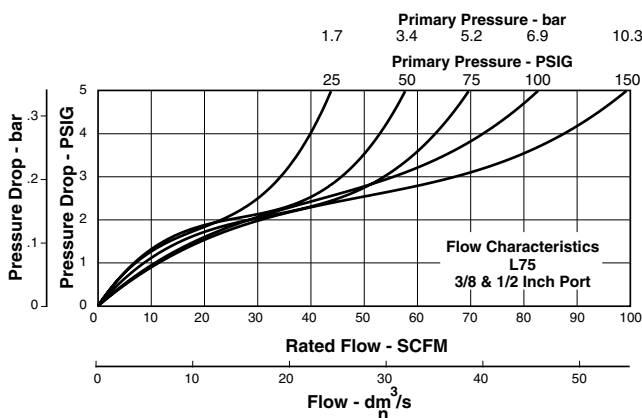
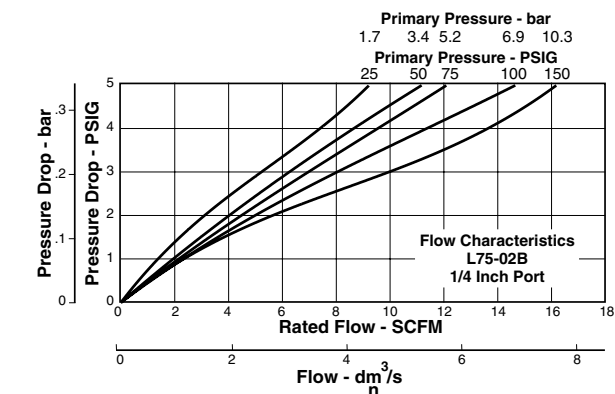
**Specifications**

**Bowl Capacity** ..... 3.8 Ounce

**Port Threads** ..... 1/4, 3/8 & 1/2 Inch

**Pressure & Temperature Ratings –**

- Polyurethane Bowl.....0 to 150 PSIG (0 to 10.2 bar)  
 40°F to 125°F (4.4°C to 52°C)
- Zinc Bowl .....0 to 300 PSIG (0 to 20.4 bar)  
 40°F to 150°F (4.4°C to 65.6°C)



Zinc Bowl w/ Sight Gauge .....0 to 250 PSIG (0 to 17.2 bar)  
 40°F to 150°F (4.4°C to 65.6°C)

**Suggested Lubricant** ..... F442 Oil

Petroleum-based oil of 100 to 200 SUS viscosity at 100°F and an aniline point greater than 200°F

(DO NOT USE OILS WITH ADDITIVES, COMPOUNDED OILS CONTAINING SOLVENTS, GRAPHITE, DETERGENTS, OR SYNTHETIC OILS.)

**Weight –**

- Polyurethane Bowl..... 1.25 lb. (0.6 kg) / Unit  
 25 lb. (11.3 kg) / 20-unit Master Pack
- Zinc Bowl..... 1.50 lb. (0.7 kg) / Unit  
 30 lb. (13.6 kg) / 20-unit Master Pack
- Zinc Bowl W/ Sight Gauge..... 1.60 lb. (0.7 kg) / Unit  
 32 lb. (14.5 kg) / 20-unit Master Pack

**Materials of Construction**

- Body** .....Zinc
- Bowls** ..... Polyurethane  
 Metal (Zinc)
- Drains** ..... Brass
- Fill Fitting** ..... Brass
- Seals** ..... Nitrile

QUBE Features

Filters

Coalescing Filters

Regulators

Lubricators

Integral Filter Regulators

Combination Units

Accessories

Soft Start Valves

Mounting Brackets

