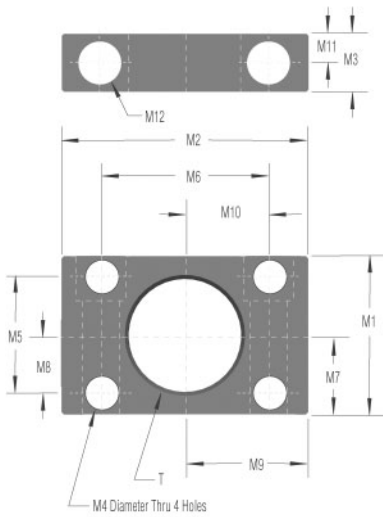
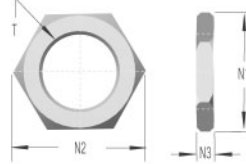


Miniature Shock Absorber Accessories
Mounting Blocks

Mounting Block

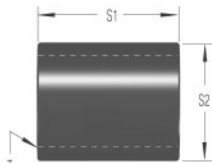


Lock Nut



One lock nut included with each shock absorber where appropriate.

Stop Collar

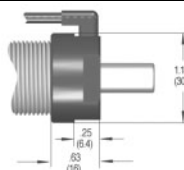


Side load adapters are available for select models, see pages 48 and 49.

Mounting Block		IN INCHES (MILLIMETERS)											Lock Nut			Stop Collar					
Used With	Part #	T	M1	M2	M3	M4	M5	M6	M7	M8	M9	M10	M11	M12	Part #	N1	N2	N3	Part #	S1	S2
MC 10E MC 10M	N/A	M8x0.75 M8x1													250-0362 250-0482	.43 (11)	.49 (12.5)	.12 (3.0)	N/A		
MC 25	250-0306	3/8-32 UNF	1.00 (25.4)	1.50 (38.1)	.56 (14.2)	See DIM M12	0 (0)	1.00 (25.4)	.50 (12.7)	0 (0)	.75 (19.1)	.50 (12.7)	.28 (7.1)	.18 Dia. Thru .31 C Bore x .20 Deep #8-32 Soc. Hd. Screw	250-0404	.50 (12.7)	.56 (14.2)	.09 (2.3)	250-0406	.81 (20.6)	.56 (14.2)
MC 25M	250-0307	M10x1				See DIM M12								(4.5) Dia. Thru (8) C Bore x (5) Deep M4x7 Soc. Hd. Screw	250-0315	.55 (14.0)	.59 (15.0)	.12 (3.0)	250-0408	.79 (20.0)	.56 (14.3)
MA 35 MC 75	250-0308	1/2-20 UNF	1.00 (25.4)	1.50 (38.1)	.56 (14.2)	See DIM M12	0 (0)	1.00 (25.4)	.50 (12.7)	0 (0)	.75 (19.1)	.50 (12.7)	.28 (7.1)	.18 Dia. Thru .31 C Bore x .20 Deep #8-32 Soc. Hd. Screw	250-0405	.62 (16.5)	.70 (17.8)	.13 (3.3)	250-0407	.81 (20.6)	.62 (15.7)
MA 35M MC 75M	250-0309	M12x1				See DIM M12								(4.5) Dia. Thru (8) C Bore x (5) Deep M4x7 Soc. Hd. Screw	250-0317	.55 (14.0)	.63 (16.0)	.16 (4.0)	250-0409	.79 (20.0)	.63 (16.0)
MA 150 MC 150 SC 190	250-0318	9/16-18 UNF	1.37 (34.8)	1.81 (46.0)	.62 (15.7)	.22 (5.6)	1.00 (25.4)	1.38 (35.1)	.69 (17.5)	.50 (12.7)	.91 (23.1)	.69 (17.5)	.31 (7.9)	.21 Dia. Thru .32 C Bore x .32 Deep #10-32 Soc. Hd. Screw	250-0231	.88 (22.4)	1.00 (25.4)	.31 (7.9)	250-0271	.75 (19.1)	.69 (17.5)
MA 150M MC 150M SC 190M	250-0352	M14x1.5	1.10 (28.0)	1.77 (45.0)	.63 (16.0)	.18 (4.5)	0 (0)	1.38 (35.0)	.55 (14.0)	0 (0)	.89 (22.5)	.69 (17.5)	.31 (7.9)	(4.5) Dia. Thru (8) C Bore x (5) Deep M4x7 Soc. Hd. Screw	250-0233	.67 (17.0)	.77 (19.6)	.20 (5.0)	250-0272	.79 (20.0)	.69 (17.5)
MC 225 MA 225 MVC 225 SC 300	250-0401	3/4-16 UNF	1.50 (38.1)	2.00 (50.8)	.62 (15.7)	.22 (5.6)	1.12 (28.4)	1.50 (38.1)	.75 (19.1)	.56 (14.2)	1.00 (25.4)	.75 (19.1)	.31 (7.9)	.22 Dia. Thru .33 C Bore x .45 Deep #10-32 Soc. Hd. Screw	250-0399	1.00 (25.4)	1.15 (29.2)	.25 (6.4)	250-0403	1.25 (31.8)	1.00 (25.4)
MC 225M MA 225M MVC 225M SC 300M	250-0353	M20x1.5	1.38 (35.0)	1.85 (47.0)	.63 (16.0)	.22 (5.6)	1.00 (25.4)	1.38 (35.0)	.69 (17.5)	.50 (12.7)	.93 (23.5)	.69 (17.5)	.31 (7.9)	(5.5) Dia. Thru (10) C Bore x (10) Deep M5x8 Soc. Hd. Screw	250-0207	.94 (24.0)	1.10 (28.0)	.24 (6.0)	250-0410	.98 (25.0)	.98 (25.0)
MC 600 MA 600 MVC 600 SC 650 MA 900 MVC 900 SC 925	250-0402	1-12 UNF	1.50 (38.1)	2.00 (50.8)	.62 (15.7)	.22 (5.6)	1.12 (28.4)	1.50 (38.1)	.75 (19.1)	.56 (14.2)	1.00 (25.4)	.75 (19.1)	.31 (7.9)	.22 Dia. Thru .33 C Bore x .45 Deep #10-32 Soc. Hd. Screw	250-0400	1.25 (31.8)	1.44 (36.6)	.25 (6.4)	250-0275	1.75 (44.5)	1.25 (31.8)
MC600ML	N/A														250-0239	1.25 (31.8)	1.44 (36.6)	.31 (7.9)	250-0263	1.77 (45.0)	1.26 (32.0)
MC 600M MA 600M MVC 600M SC 650M MA 900M MVC 900M SC 925M	250-0044	M25x1.5	1.38 (35.0)	1.85 (47.0)	.63 (16.0)	.22 (5.6)	1.00 (25.4)	1.38 (35.0)	.69 (17.5)	.50 (12.7)	.93 (23.5)	.69 (17.5)	.31 (7.9)	(5.5) Dia. Thru (10) C Bore x (10) Deep M5x8 Soc. Hd. Screw	250-0040	1.18 (30.0)	1.36 (34.6)	.31 (7.9)	250-0276	1.77 (45.0)	1.26 (32.0)

Air Bleed Collar

Used With	Model	Part#
MC 150 M	SP-14	10781-000
MC 225 M	SP-20	10782-000
MC 600 M	SP-25	10783-000



Clamp

Used With	Model	Part#
MC 600 M	MB-25	10780-000

