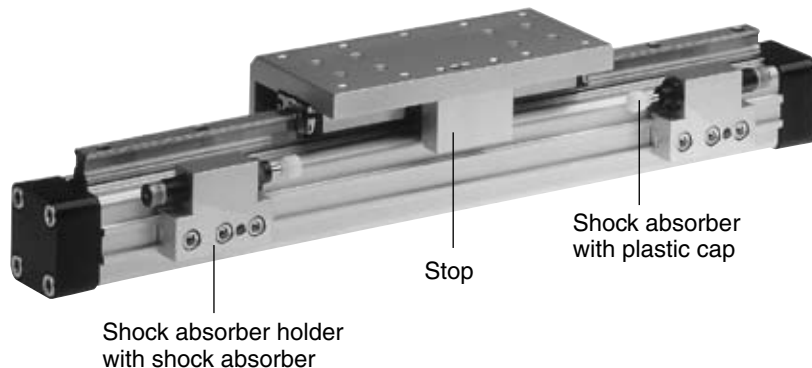


**Variable Stop Type VS16 to VS50**

Arrangement with two variable stops

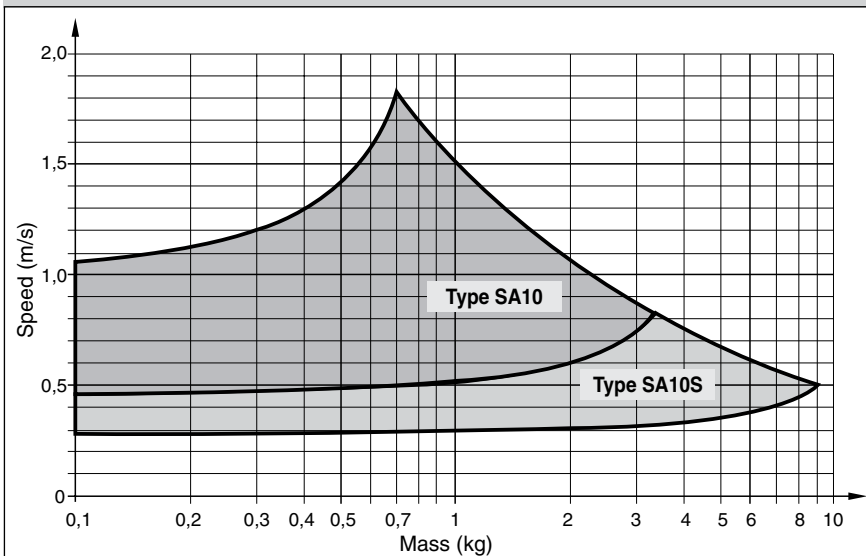


**Variable Stop**

The variable stop Type VS provides simple stroke limitation. It can be retrofitted and positioned anywhere along the stroke length. For every cylinder diameter two types of shock absorber are available – see “Shock Absorber Selection” below. Mid-section supports and magnetic switches can still be fitted on the same side as the variable stop. Depending on the application, two variable stops can be fitted if required.



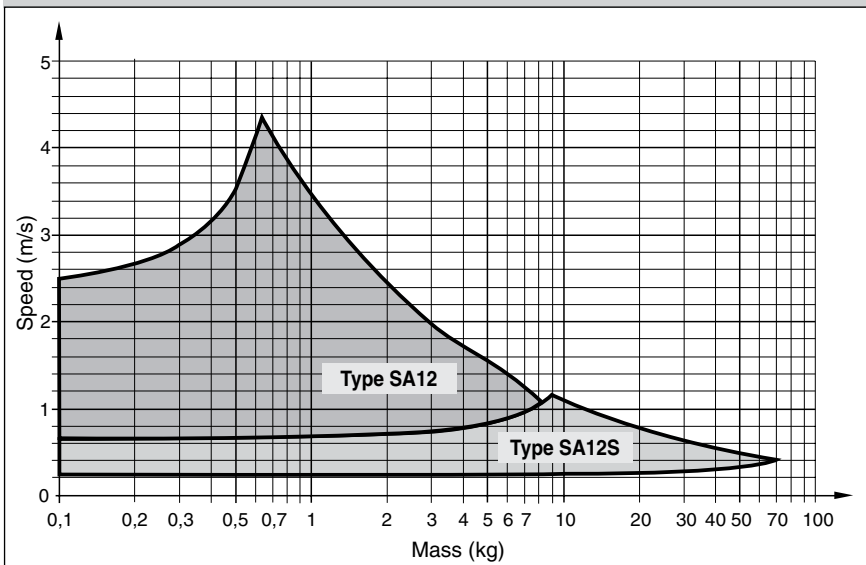
**Shock Absorber Selection in Dependence on Mass and Speed for Series OSP-STL16**



**Shock Absorber Selection**

The shock absorber is selected in dependence on the mass and speed. The mass of the carrier itself must be taken into account.

**Shock Absorber Selection in Dependence on Mass and Speed for Series OSP-STL25**

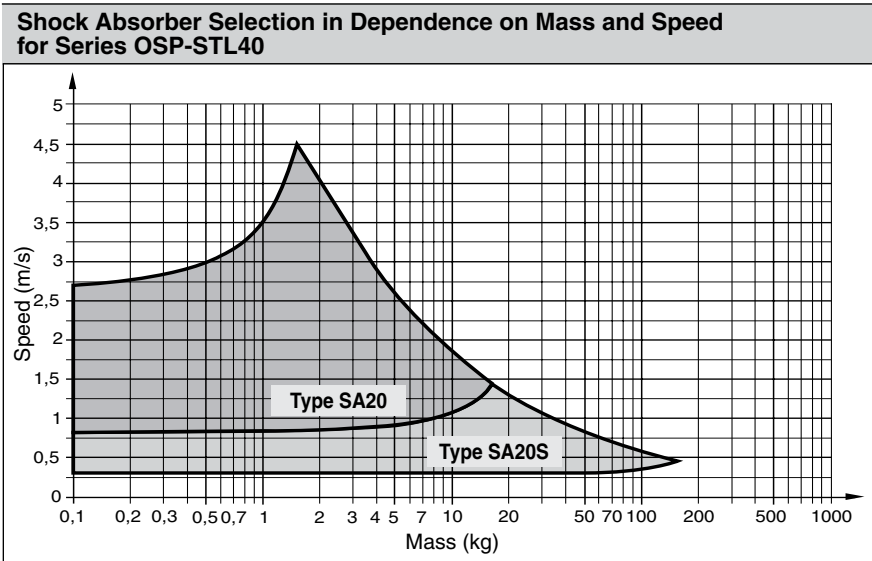
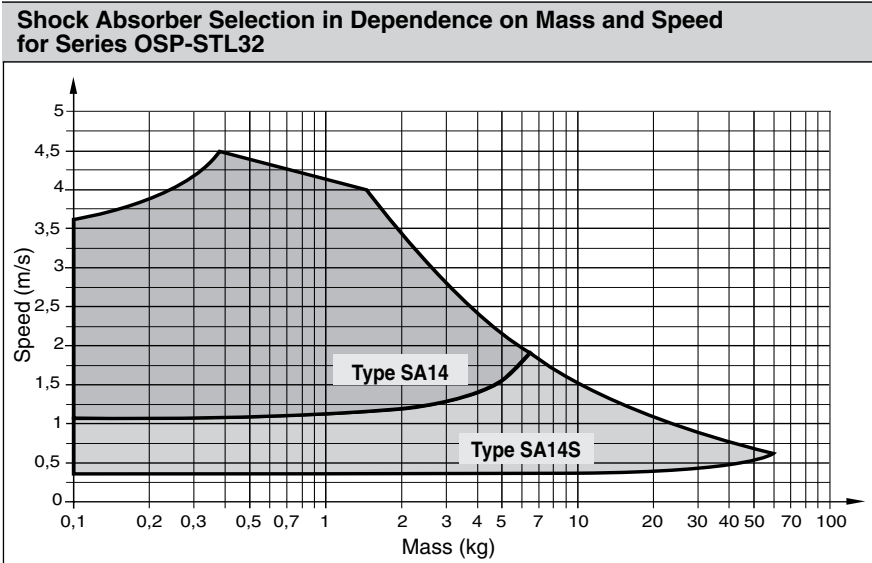


The values relate to an effective driving force of 78 N (6 bar)

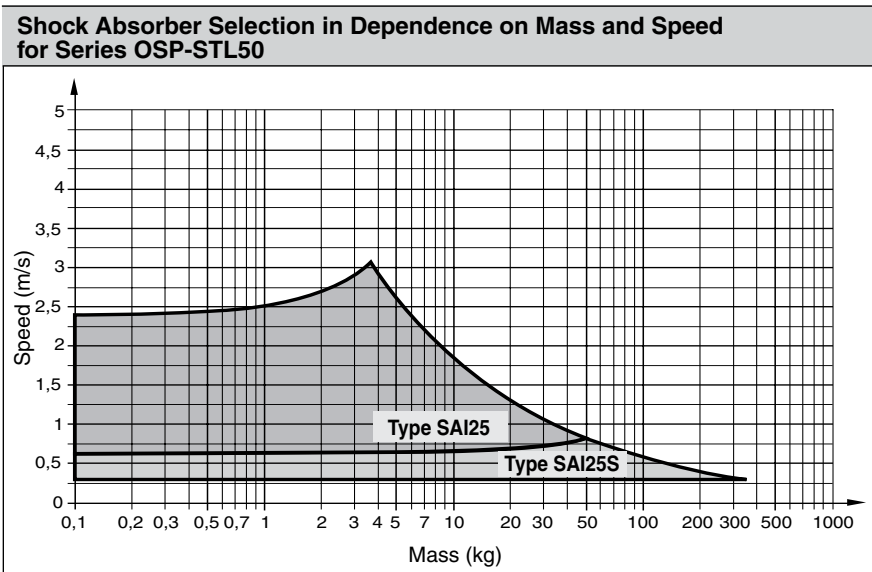
The values relate to an effective driving force of 250 N (6 bar)

**B**

The values relate to an effective driving force of 420 N (6 bar)



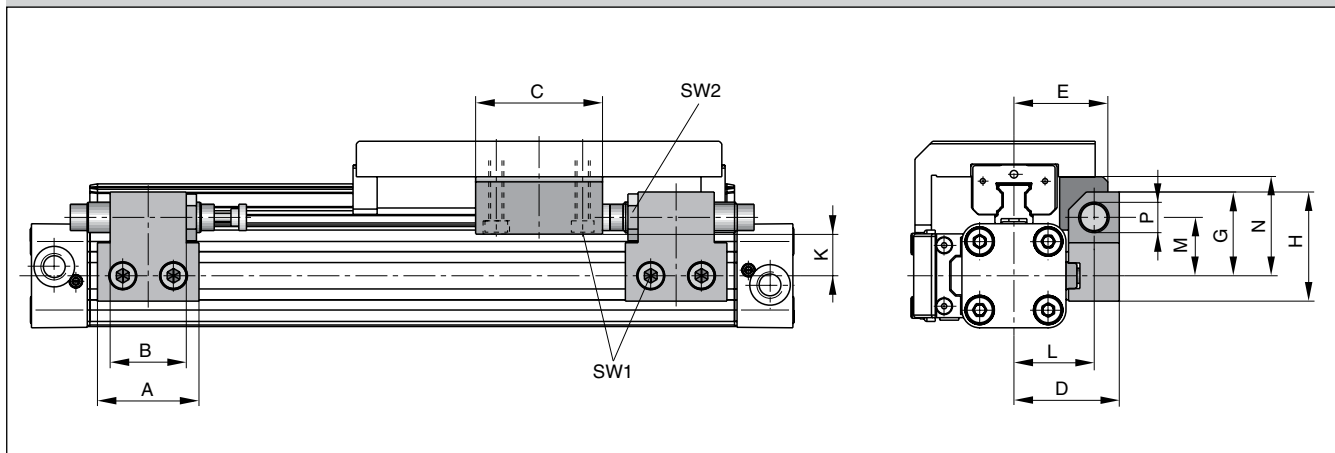
The values relate to an effective driving force of 640 N (6 bar)



The values relate to an effective driving force of 1000 N (6 bar)



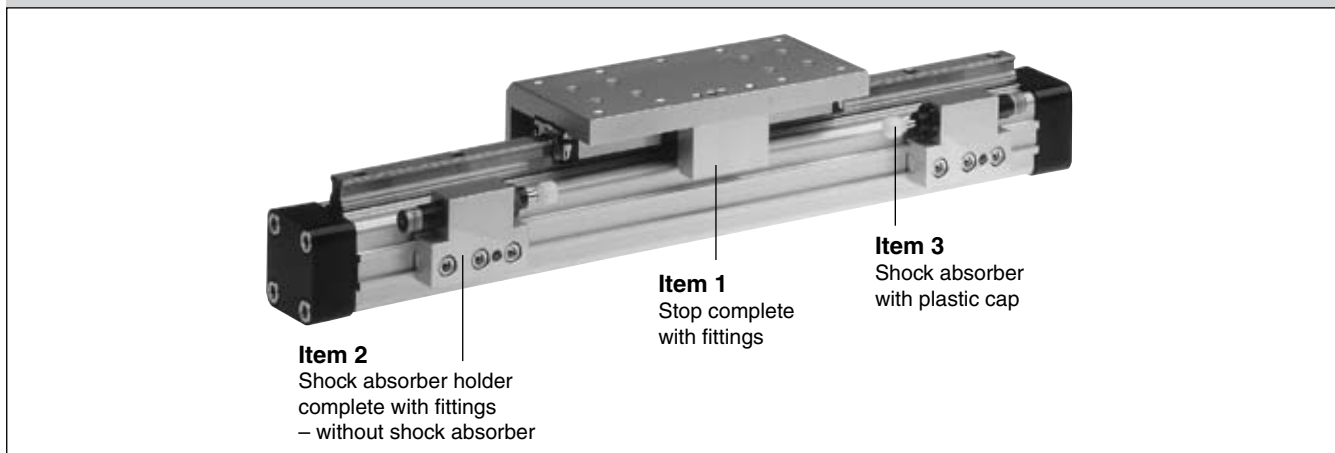
**Dimensions – Variable Stop Type VS16 to VS50**



**Dimension Table (mm) – Variable Stop Type VS16 to VS50**

Series	Type	A	B	C	D	E	G	H	K	L	M	N	P	SW1	SW2
OSP-STL16	VS16	30	14	25	33	30	28	38	16.2	25.5	20.5	30	M10x1	4	12.5
OSP-STL25	VS25	40	30	50	41.5	37	33	43	18	31.5	23	39	M12x1	5	16
OSP-STL32	VS32	60	40	50	45.5	42	35	45	19	35.5	25	48	M14x1.5	5	17
OSP-STL40	VS40	84	52	60	64	59	48	63	25.6	50	34	58.6	M20x1.5	5	24
OSP-STL50	VS50	84	-	60	75	69	55	70	26.9	57	38	66.9	M25x1.5	5	30

**Order Information – Variable Stop Type VS16 to VS50**



**Order Instructions – Variable Stop Type VS16 to VS50**

Item	Description	Size VS16		VS25		VS32		VS40		VS50	
		Type	Order No.	Type	Order No.	Type	Order No.	Type	Order No.	Type	Order No.
1	Stop, complete	-	21196	-	21197	-	21198	-	21199	-	21200
2	Shock absorber holder, complete	-	21201	-	21202	-	21203	-	21204	-	21205
3 *	Shock absorber, standard	SA10	7718	SA12	7706	SA14	7708	SA20	7710	SAI25	7712
	Shock absorber, version S	SA10S	7721	SA12S	7707	SA14S	7709	SA20S	7711	SAI25S	7835

\* Shock absorber with plastic cap