



I-Force Linear Motors

Cable Change Reference
410 Forcer



ENGINEERING **YOUR** SUCCESS.

www.comoso.com

Purpose

This document shows the changes made to the cable coming from the Trilogy Linear Motor Forcers. Find the WDx in the part number ordered and then find the old and new wiring illustrations below.

At this time, August 4th 2008, this change influences the 410 forcers only.

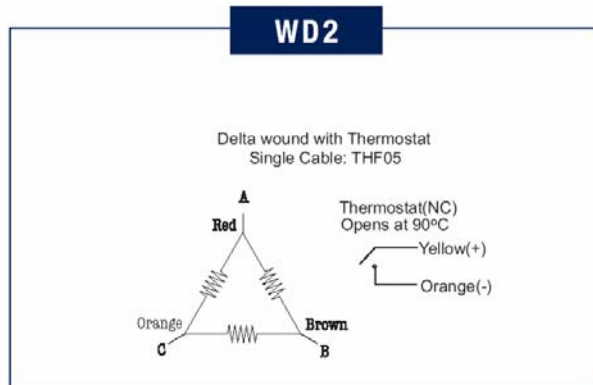
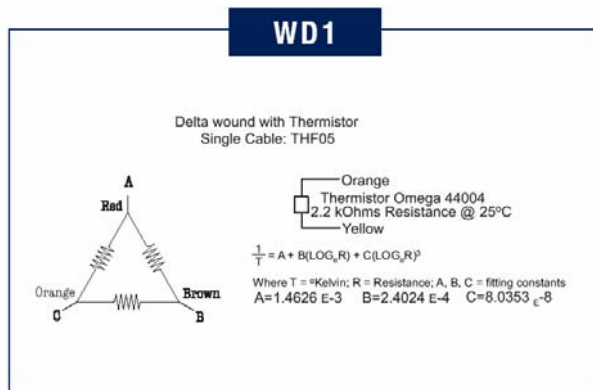
THF05 Cable Change

- An 18AWL green/yellow ground wire was added
- A yellow stripe was added to the red, brown and orange phase wires
- Outer diameter increased from 0.237" to 0.267"
- Cable meets certain UL requirements as marked

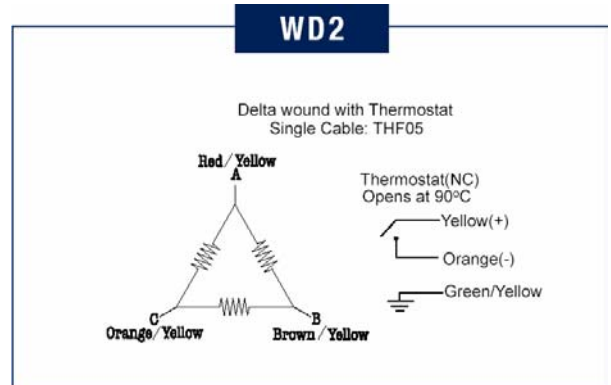
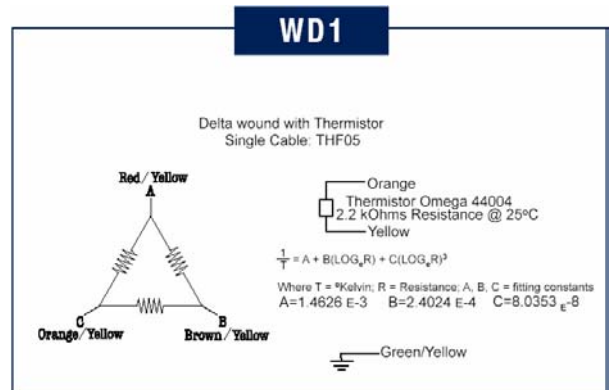
410 Forcers – Single Cable

- Old cable is noted on left of page, new cable on right. NOTICE COLOR CHANGES.

OLD CABLE



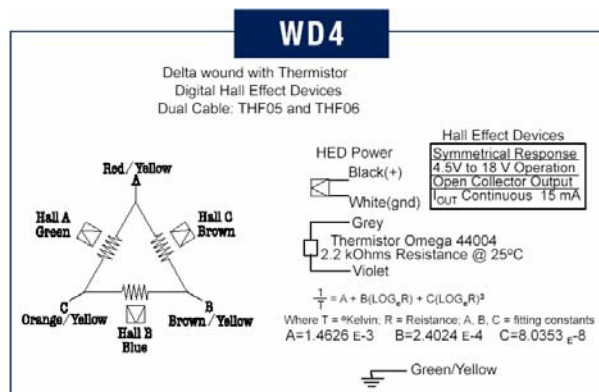
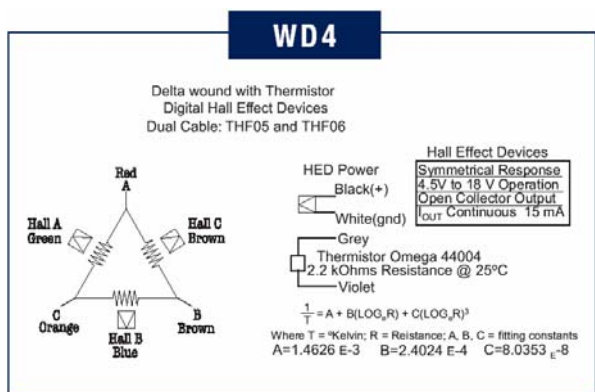
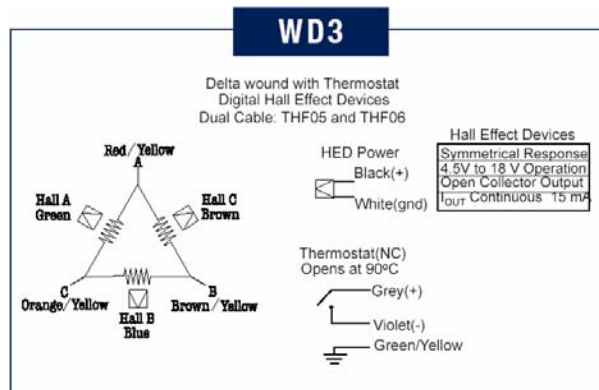
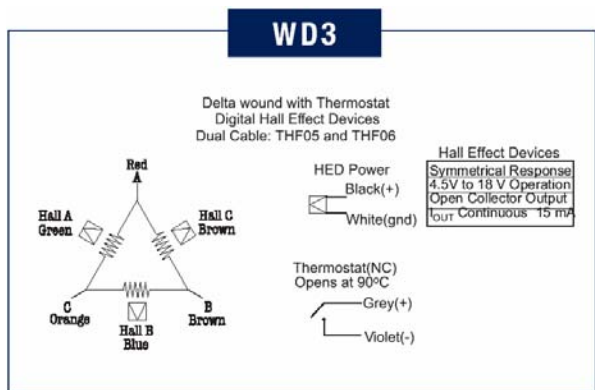
NEW CABLE



410 Forcers – Dual Cable

- NOTE: THF06 has not changed

OLD CABLE





Parker Hannifin Corporation
Electromechanical Automation Division
5500 Business Park Drive
Rohnert Park, CA 94928
parkermotion.com