



# Prestomatic<sup>†</sup> Air Brake Push-In Fittings

D

| MATERIALS OF CONSTRUCTION |                 |
|---------------------------|-----------------|
| FITTING BODIES:           | BRASS           |
| COLLET:                   | BRASS           |
| TUBE SUPPORT:             | STAINLESS STEEL |
| O-RING:                   | BUNA N          |

| NOMENCLATURE       |                           |
|--------------------|---------------------------|
| EXAMPLE: 68PMT-6-4 | ATTRIBUTE:                |
| 68                 | MALE CONNECTOR            |
| PMT                | AIR BRAKE PUSH-IN FITTING |
| 6                  | 3/8" (6/16) TUBE SIZE     |
| 4                  | 1/4" (4/16) PIPE THREAD   |

| APPLICABLE TUBE |                                  |
|-----------------|----------------------------------|
| TUBE MATERIAL:  | SAE J844 TYPE A & B NYLON TUBING |
| TUBE O.D.:      | 5/32, 1/4, 3/8, 1/2, 5/8, 3/4    |

| SPECIFICATIONS      |                |
|---------------------|----------------|
| PRESSURE RANGE:     | UP TO 250 PSI  |
| TEMPERATURE RANGES: | -40° TO +200°F |

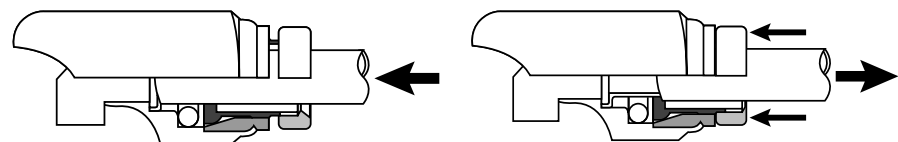
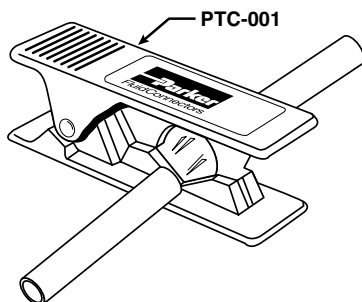


Patented design of sizes 1/4" and above meet SAE J2494 and D.O.T. FMVSS 571.106 air brake performance specifications. Stainless steel tube support in sizes 1/4" and above assures maximum flow and performance requirements of SAE J2494-3. 5/32" size has a brass tube support and meets SAE J2494 and DOT FMVSS 571.106 air brake performance specifications.

## Assembly Instructions

1. Cut tubing squarely—maximum of 15° angle allowable.
  - Use of Parker tube cutter PTC-001 is recommended.
2. Check that port or mating part is clean and free of debris.
3. Insert tubing into fitting until it bottoms.
  - Push twice to verify that tubing is inserted past collet and O-Ring.
4. Pull on tubing to verify it is fully inserted.
5. To disassemble, simply press release button, hold against body, and pull tubing out of fitting.

Note: in order to pass hot pull requirements of DOT FMVSS 571.106 and SAE J2494-3 a tube support must be present in the end of the fitting before final fitting assembly.



Insert tubing until it bottoms

Depress button to remove tubing

<sup>†</sup> U.S. Patent No. 5,683,120



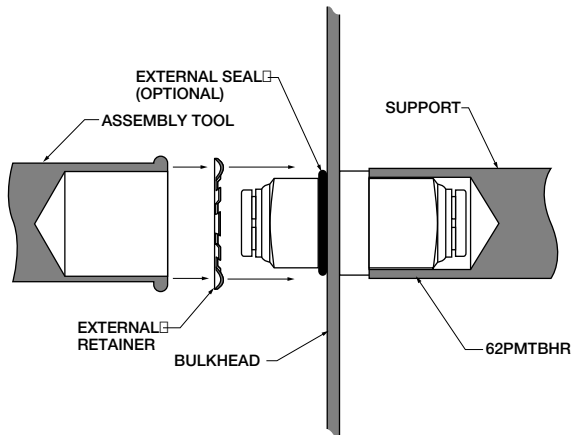
### Prestomatic<sup>†</sup> Retaining Ring Bulkhead Unions

Prestomatic<sup>†</sup> retaining ring bulkhead unions feature a unique design that provides the user with an economical method to install and assemble a union connection through a bulkhead.

The retaining ring bulkhead unions feature a smaller envelope size than standard bulkhead union connectors and do not require a wrench to mount or assemble in cramped areas.

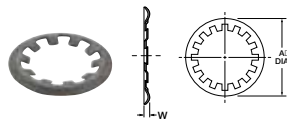
The external seal feature provides a moisture barrier and can also prevent external contamination from entering into an enclosed area.

To install, simply support the bulkhead union from behind and apply the external seal. Then push the external retainer against the external seal with an assembly tool and you have a reliable bulkhead connection in a confined area.



### Retaining Ring Bulkhead 62PMTBHR

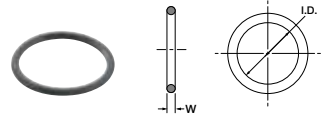
| PART NO.    | TUBE SIZE | O.D.  | REC. HOLE SIZE | L    | P MAX | A DIA |
|-------------|-----------|-------|----------------|------|-------|-------|
| 62PMTBHR-4  | 1/4       | .500  | .512           | 1.53 | .26   | .625  |
| 62PMTBHR-6  | 3/8       | .750  | .762           | 1.92 | .36   | .875  |
| 62PMTBHR-8  | 1/2       | .875  | .887           | 2.15 | .43   | 1.000 |
| 62PMTBHR-10 | 5/8       | 1.000 | 1.012          | 2.54 | .62   | 1.250 |



### External Retainer ERHD\*

| PART NO. | TUBE SIZE | BULKHEAD UNION O.D. | A DIA. | W   |
|----------|-----------|---------------------|--------|-----|
| ERHD-50  | 1/4       | .500                | .83    | .05 |
| ERHD-75  | 3/8       | .750                | 1.08   | .05 |
| ERHD-87  | 1/2       | .875                | 1.20   | .05 |
| ERHD-100 | 5/8       | 1.000               | 1.33   | .06 |

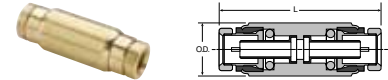
\*Material Carbon Spring Steel



### External Seal ES\*

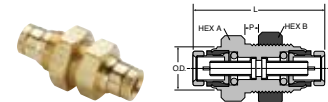
| PART NO. | TUBE SIZE | BULKHEAD UNION O.D. | I.D. | W   |
|----------|-----------|---------------------|------|-----|
| ES-50    | 1/4       | .500                | .489 | .07 |
| ES-75    | 3/8       | .750                | .739 | .07 |
| ES-87    | 1/2       | .875                | .864 | .07 |

\*Material is Nitrile (Buna N), 70 Durometer



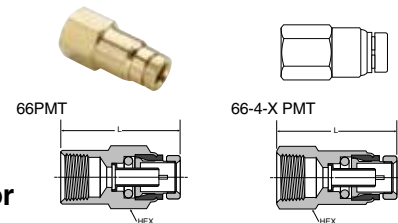
### Union 62PMT

| PART NO.  | TUBE SIZE | L    | O.D. |
|-----------|-----------|------|------|
| 62PMT-4   | 1/4       | 1.48 | .50  |
| 62PMT-6   | 3/8       | 1.87 | .75  |
| 62PMT-6-4 | 3/8-1/4   | 1.68 | .75  |
| 62PMT-8   | 1/2       | 2.03 | .88  |
| 62PMT-10  | 5/8       | 2.42 | 1.00 |



### Bulkhead Union 62PMTBH

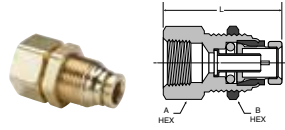
| PART NO.   | TUBE SIZE | O.D. | L    | P MAX | HEX A  | HEX B  | BULKHEAD HOLE DIA. |
|------------|-----------|------|------|-------|--------|--------|--------------------|
| 62PMTBH-4  | 1/4       | .56  | 1.69 | .25   | 11/16  | 3/4    | 9/16               |
| 62PMTBH-6  | 3/8       | .88  | 1.93 | .44   | 1-1/16 | 1-1/16 | 7/8                |
| 62PMTBH-8  | 1/2       | 1.00 | 2.02 | .58   | 1-1/4  | 1-1/4  | 1                  |
| 62PMTBH-10 | 5/8       | 1.12 | 2.92 | .81   | 1-1/4  | 1-3/8  | 1-1/8              |



### Female Connector 66PMT

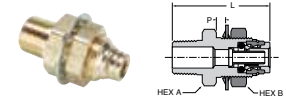
| PART NO.  | TUBE SIZE | PIPE THREAD | L    | HEX   |
|-----------|-----------|-------------|------|-------|
| 66PMT-4-2 | 1/4       | 1/8         | 1.22 | 9/16  |
| 66PMT-4-4 | 1/4       | 1/4         | 1.43 | 11/16 |
| 66PMT-6-2 | 3/8       | 1/8         | 1.37 | 3/4   |
| 66PMT-6-4 | 3/8       | 1/4         | 1.58 | 3/4   |
| 66PMT-6-6 | 3/8       | 3/8         | 1.62 | 13/16 |
| 66PMT-8-4 | 1/2       | 1/4         | 1.69 | 7/8   |
| 66PMT-8-6 | 1/2       | 3/8         | 1.68 | 7/8   |
| 66PMT-8-8 | 1/2       | 1/2         | 1.91 | 1     |

**Bulkhead Female Connector 66PMTBH**



| PART NO.    | TUBE SIZE | PIPE THREAD | L    | HEX A | HEX B | BULKHEAD HOLE DIA. |
|-------------|-----------|-------------|------|-------|-------|--------------------|
| 66PMTBH-4-4 | 1/4       | 1/4         | 1.62 | 11/16 | 3/4   | 9/16               |
| 66PMTBH-6-6 | 3/8       | 3/8         | 1.87 | 1.06  | 1.06  | 7/8                |
| 66PMTBH-8-8 | 1/2       | 1/2         | 2.02 | 1-1/4 | 1-1/4 | 1                  |

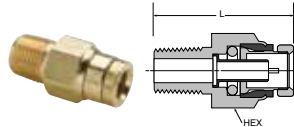
**Bulkhead Male Connector 68PMTBH**



| PART NO.    | TUBE SIZE | PIPE THREAD | L    | P MAX | HEX A | HEX B | BULKHEAD HOLE DIA. |
|-------------|-----------|-------------|------|-------|-------|-------|--------------------|
| 68PMTBH-6-8 | 3/8       | 1/2         | 2.37 | .33   | 1-1/4 | 1-1/4 | 1                  |
| 68PMTBH-8-8 | 1/2       | 1/2         | 2.38 | .33   | 1-1/4 | 1-1/4 | 1                  |

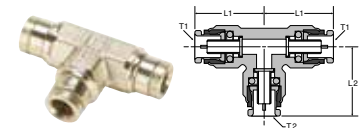
D

**Male Connector 68PMT**



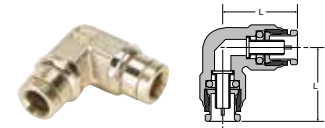
| PART NO.    | TUBE SIZE | PIPE THREAD | L    | HEX    |
|-------------|-----------|-------------|------|--------|
| 68PMT-4-2   | 1/4       | 1/8         | 1.06 | 1/2    |
| 68PMT-4-4   | 1/4       | 1/4         | 1.19 | 9/16   |
| 68PMT-4-6   | 1/4       | 3/8         | 1.27 | 3/4    |
| 68PMT-6-2   | 3/8       | 1/8         | 1.37 | 3/4    |
| 68PMT-6-4   | 3/8       | 1/4         | 1.43 | 3/4    |
| 68PMT-6-6   | 3/8       | 3/8         | 1.33 | 3/4    |
| 68PMT-6-8   | 3/8       | 1/2         | 1.38 | 7/8    |
| 68PMT-8-4   | 1/2       | 1/4         | 1.72 | 7/8    |
| 68PMT-8-6   | 1/2       | 3/8         | 1.52 | 7/8    |
| 68PMT-8-8   | 1/2       | 1/2         | 1.44 | 7/8    |
| 68PMT-10-6  | 5/8       | 3/8         | 1.88 | 1      |
| 68PMT-10-8  | 5/8       | 1/2         | 1.88 | 1      |
| 68PMT-12-8  | 3/4       | 1/2         | 2.03 | 1 3/16 |
| 68PMT-12-12 | 3/4       | 3/4         | 2.03 | 1 1/8  |

**Union Tee 164PMT**



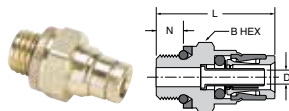
| PART NO.     | TUBE 1 SIZE | TUBE 2 SIZE | L1   | L2   |
|--------------|-------------|-------------|------|------|
| 164PMT-4     | 1/4         | 1/4         | .85  | .85  |
| 164PMT-6     | 3/8         | 3/8         | 1.21 | 1.21 |
| 164PMT-6-6-4 | 3/8         | 1/4         | 1.21 | .93  |
| 164PMT-8     | 1/2         | 1/2         | 1.27 | 1.27 |
| 164PMT-10    | 5/8         | 5/8         | 1.63 | 1.62 |

**Union Elbow 165PMT**



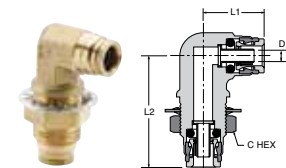
| PART NO.  | TUBE SIZE | L    |
|-----------|-----------|------|
| 165PMT-4  | 1/4       | .85  |
| 165PMT-6  | 3/8       | 1.11 |
| 165PMT-8  | 1/2       | 1.24 |
| 165PMT-10 | 5/8       | 1.57 |

**Male Connector to Metric Adapter 68PMT-X-M**

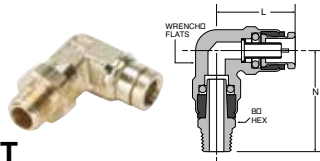


| PART NO.     | TUBE SIZE | METRIC THREAD | L    | B HEX  | N   |
|--------------|-----------|---------------|------|--------|-----|
| 68PMT-4-M12  | 1/4       | M12X1.5       | 1.19 | 11/16  | .29 |
| 68PMT-4-M16  | 1/4       | M16X1.5       | 1.29 | 7/8    | .39 |
| 68PMT-6-M12  | 3/8       | M12X1.5       | 1.40 | 3/4    | .29 |
| 68PMT-6-M16  | 3/8       | M16X1.5       | 1.35 | 7/8    | .39 |
| 68PMT-6-M22  | 3/8       | M22X1.5       | 1.23 | 1 1/16 | .40 |
| 68PMT-8-M12  | 1/2       | M12X1.5       | 1.45 | 7/8    | .29 |
| 68PMT-8-M16  | 1/2       | M16X1.5       | 1.52 | 7/8    | .39 |
| 68PMT-8-M22  | 1/2       | M22X1.5       | 1.31 | 1 1/16 | .37 |
| 68PMT-10-M16 | 5/8       | M16X1.5       | 1.78 | 1      | .39 |

**Union Bulkhead Elbow 165PMTBH**

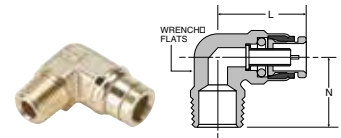


| PART NO.   | TUBE SIZE | L1   | L2   | C HEX | FLOW DIA. D | BULKHEAD HOLE DIA. |
|------------|-----------|------|------|-------|-------------|--------------------|
| 165PMTBH-8 | 1/2       | 1.29 | 2.45 | 1 1/4 | .34         | 1                  |



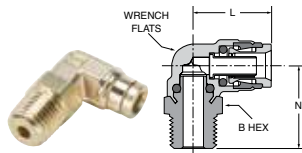
**Male Elbow 90° 169PMT**

| PART NO.    | TUBE SIZE | PIPE THREAD | L    | N    | WRENCH FLATS | B HEX |
|-------------|-----------|-------------|------|------|--------------|-------|
| 169PMT-4-2  | 1/4       | 1/8         | .84  | 1.01 | 1/2          | 9/16  |
| 169PMT-4-4  | 1/4       | 1/4         | .84  | 1.23 | 1/2          | 9/16  |
| 169PMT-4-6  | 1/4       | 3/8         | .84  | 1.23 | 1/2          | 11/16 |
| 169PMT-6-2  | 3/8       | 1/8         | 1.11 | 1.18 | 9/16         | 11/16 |
| 169PMT-6-4  | 3/8       | 1/4         | 1.11 | 1.30 | 9/16         | 11/16 |
| 169PMT-6-6  | 3/8       | 3/8         | 1.11 | 1.33 | 9/16         | 11/16 |
| 169PMT-6-8  | 3/8       | 1/2         | 1.11 | 1.54 | 9/16         | 7/8   |
| 169PMT-8-4  | 1/2       | 1/4         | 1.27 | 1.73 | 11/16        | 5/8   |
| 169PMT-8-6  | 1/2       | 3/8         | 1.27 | 1.81 | 11/16        | 3/4   |
| 169PMT-8-8  | 1/2       | 1/2         | 1.27 | 1.96 | 11/16        | 7/8   |
| 169PMT-10-6 | 5/8       | 3/8         | 1.53 | 2.03 | 7/8          | 3/4   |
| 169PMT-10-8 | 5/8       | 1/2         | 1.53 | 2.18 | 7/8          | 7/8   |



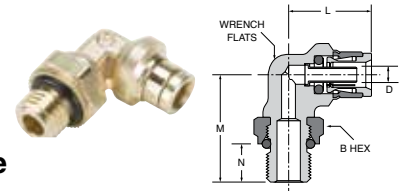
**Male Elbow Rigid 90° 169PMTNS/269PMT**

| PART NO.      | TUBE SIZE | PIPE THREAD | L    | N    | WRENCH FLATS |
|---------------|-----------|-------------|------|------|--------------|
| 169PMTNS-4-2  | 1/4       | 1/8         | .84  | .72  | 1/2          |
| 169PMTNS-4-4  | 1/4       | 1/4         | .84  | .90  | 1/2          |
| 169PMTNS-4-6  | 1/4       | 3/8         | .84  | 1.06 | 1/2          |
| 169PMTNS-6-2  | 3/8       | 1/8         | 1.05 | .75  | 9/16         |
| 169PMTNS-6-4  | 3/8       | 1/4         | 1.05 | .94  | 9/16         |
| 169PMTNS-6-6  | 3/8       | 3/8         | 1.05 | .94  | 3/4          |
| 169PMTNS-6-8  | 3/8       | 1/2         | 1.12 | 1.26 | 11/16        |
| 169PMTNS-8-4  | 1/2       | 1/4         | 1.17 | 1.06 | 11/16        |
| 169PMTNS-8-6  | 1/2       | 3/8         | 1.22 | 1.06 | 11/16        |
| 169PMTNS-8-8  | 1/2       | 1/2         | 1.22 | 1.26 | 11/16        |
| 169PMTNS-10-6 | 5/8       | 3/8         | 1.46 | 1.11 | 7/8          |
| 169PMTNS-10-8 | 5/8       | 1/2         | 1.46 | 1.32 | 7/8          |
| 169PMTNS-12-8 | 3/4       | 1/2         | 1.81 | 1.44 | 1            |



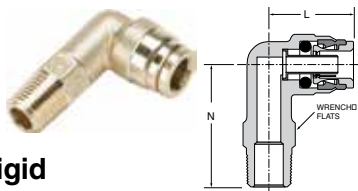
**Male Elbow Positional 90° 169PMTR**

| PART NO.     | TUBE SIZE | PIPE THREAD | B HEX | L    | N    | WRENCH FLATS |
|--------------|-----------|-------------|-------|------|------|--------------|
| 169PMTR-4-4  | 1/4       | 1/4         | 9/16  | 0.84 | 1.13 | 1/2          |
| 169PMTR-6-6  | 3/8       | 3/8         | 3/4   | 1.12 | 1.19 | 9/16         |
| 169PMTR-10-8 | 5/8       | 1/2         | 7/8   | 1.54 | 1.50 | 7/8          |



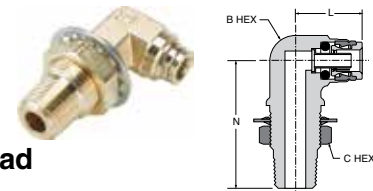
**Male Elbow to Metric Adjustable 169PMTNS-X-M**

| PART NO.       | TUBE SIZE | METRIC THREAD | WRENCH FLATS (MM) | HEX (MM) | L    | M    | N   |
|----------------|-----------|---------------|-------------------|----------|------|------|-----|
| 169PMTNS-4-M12 | 1/4       | M12X1.5       | 10                | 17       | .84  | 1.11 | .37 |
| 169PMTNS-4-M16 | 1/4       | M16X1.5       | 11                | 24       | .96  | 1.27 | .41 |
| 169PMTNS-4-M22 | 1/4       | M22X1.5       | 19                | 30       | 1.09 | 1.53 | .41 |
| 169PMTNS-6-M12 | 3/8       | M12X1.5       | 16                | 17       | 1.10 | 1.15 | .66 |
| 169PMTNS-6-M16 | 3/8       | M16X1.5       | 19                | 24       | 1.23 | 1.27 | .41 |
| 169PMTNS-8-M12 | 1/2       | M12X1.5       | 16                | 17       | 1.21 | 1.31 | .37 |
| 169PMTNS-8-M16 | 1/2       | M16X1.5       | 16                | 24       | 1.26 | 1.34 | .41 |
| 169PMTNS-8-M22 | 1/2       | M22X1.5       | 19                | 30       | 1.26 | 1.59 | .41 |



**Male Elbow Long Rigid 90° 169PMTL**

| PART NO.     | TUBE SIZE | PIPE THREAD | L    | N    | WRENCH FLATS |
|--------------|-----------|-------------|------|------|--------------|
| 169PMTL-6-4  | 3/8       | 1/4         | 1.06 | 1.63 | 9/16         |
| 169PMTL-6-8  | 3/8       | 1/2         | 1.19 | 2.50 | 7/8          |
| 169PMTL-6-6  | 3/8       | 3/8         | 1.19 | 2.50 | 7/8          |
| 169PMTL-8-8  | 1/2       | 1/2         | 1.22 | 2.50 | 7/8          |
| 169PMTL-10-8 | 5/8       | 1/2         | 1.46 | 2.50 | 7/8          |

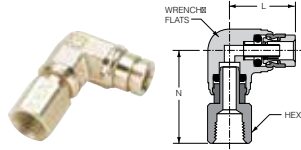


**Male Elbow Bulkhead 169PMTBH**

| PART NO.    | TUBE SIZE | PIPE THREAD | L    | N    | B HEX | C HEX | BULKHEAD HOLE DIA. |
|-------------|-----------|-------------|------|------|-------|-------|--------------------|
| 169PMTBH6-8 | 3/8       | 1/2         | 1.19 | 2.50 | 1-1/4 | 7/8   | 1                  |
| 169PMTBH8-8 | 1/2       | 1/2         | 1.29 | 2.50 | 1-1/4 | 7/8   | 1                  |

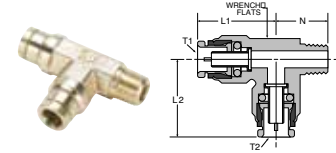


**Female Elbow Swivel 90° 170PMT**



| PART NO.   | TUBE SIZE | PIPE THREAD | L   | N    | HEX | WRENCH FLATS |
|------------|-----------|-------------|-----|------|-----|--------------|
| 170PMT-4-2 | 1/4       | 1/8         | .84 | 1.06 | 1/2 | 1/2          |

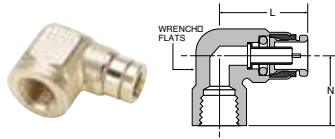
**Male Run Tee Rigid 171PMTNS**



| PART NO.       | TUBE 1 SIZE | TUBE 2 SIZE | PIPE THREAD | L1   | L2   | N    | WRENCH FLATS |
|----------------|-------------|-------------|-------------|------|------|------|--------------|
| 171PMTNS-4-2   | 1/4         | 1/4         | 1/8         | .91  | .91  | .77  | 15/32        |
| 171PMTNS-4-4   | 1/4         | 1/4         | 1/4         | .91  | .91  | .94  | 15/32        |
| 171PMTNS-4-6-4 | 1/4         | 3/8         | 1/4         | .93  | 1.21 | .97  | 5/8          |
| 171PMTNS-6-4   | 3/8         | 3/8         | 1/4         | 1.21 | 1.21 | .97  | 5/8          |
| 171PMTNS-6-4-4 | 3/8         | 1/4         | 1/4         | 1.21 | .93  | .97  | 5/8          |
| 171PMTNS-6-4-6 | 3/8         | 1/4         | 3/8         | 1.22 | .97  | .93  | 5/8          |
| 171PMTNS-6-6   | 3/8         | 3/8         | 3/8         | 1.21 | 1.21 | .97  | 5/8          |
| 171PMTNS-6-8   | 3/8         | 3/8         | 1/2         | 1.17 | 1.17 | 1.26 | 5/8          |
| 171PMTNS-8-4   | 1/2         | 1/2         | 1/4         | 1.28 | 1.28 | 1.06 | 7/8          |

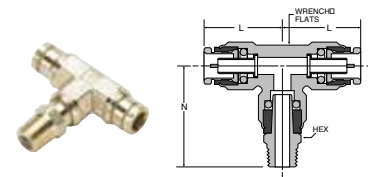
D

**Female Elbow Rigid 90° 170PMTNS**



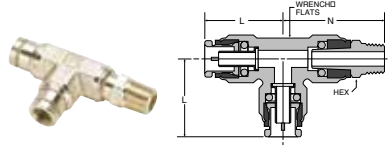
| PART NO.     | TUBE SIZE | PIPE THREAD | L    | N    | WRENCH FLATS |
|--------------|-----------|-------------|------|------|--------------|
| 170PMTNS-4-2 | 1/4       | 1/8         | .84  | .56  | 11/16        |
| 170PMTNS-4-4 | 1/4       | 1/4         | 1.00 | .67  | 11/16        |
| 170PMTNS-6-2 | 3/8       | 1/8         | 1.12 | .64  | 9/16         |
| 170PMTNS-6-4 | 3/8       | 1/4         | 1.25 | 1.00 | 11/16        |
| 170PMTNS-6-6 | 3/8       | 3/8         | 1.25 | 1.00 | 13/16        |
| 170PMTNS-8-4 | 1/2       | 1/4         | 1.25 | .75  | 11/16        |
| 170PMTNS-8-6 | 1/2       | 3/8         | 1.32 | .88  | 11/16        |
| 170PMTNS-8-8 | 1/2       | 1/2         | 1.70 | .98  | 1            |

**Male Branch Tee Swivel 172PMT**



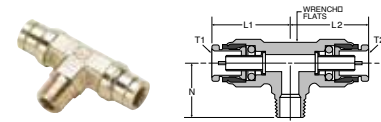
| PART NO.   | TUBE SIZE | PIPE THREAD | L    | N    | HEX   | WRENCH FLATS |
|------------|-----------|-------------|------|------|-------|--------------|
| 172PMT-4-2 | 1/4       | 1/8         | .85  | 1.01 | 9/16  | 1/2          |
| 172PMT-4-4 | 1/4       | 1/4         | .85  | 1.23 | 9/16  | 1/2          |
| 172PMT-6-2 | 3/8       | 1/8         | 1.22 | 1.30 | 11/16 | 5/8          |
| 172PMT-6-4 | 3/8       | 1/4         | 1.22 | 1.42 | 11/16 | 5/8          |
| 172PMT-6-6 | 3/8       | 3/8         | 1.22 | 1.45 | 11/16 | 5/8          |
| 172PMT-8-4 | 1/2       | 1/4         | 1.27 | 1.73 | 5/8   | 7/8          |
| 172PMT-8-6 | 1/2       | 3/8         | 1.27 | 1.79 | 3/4   | 7/8          |
| 172PMT-8-8 | 1/2       | 1/2         | 1.27 | 1.97 | 7/8   | 7/8          |

**Male Run Tee Swivel 171PMT**



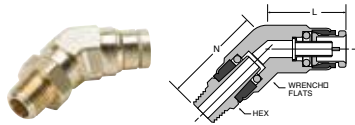
| PART NO.   | TUBE SIZE | PIPE THREAD | L    | N    | HEX   | WRENCH FLATS |
|------------|-----------|-------------|------|------|-------|--------------|
| 171PMT-4-2 | 1/4       | 1/8         | .85  | 1.01 | 9/16  | 1/2          |
| 171PMT-4-4 | 1/4       | 1/4         | .85  | 1.23 | 9/16  | 1/2          |
| 171PMT-4-6 | 1/4       | 3/8         | .85  | 1.23 | 11/16 | 1/2          |
| 171PMT-6-4 | 3/8       | 1/4         | 1.21 | 1.42 | 11/16 | 5/8          |
| 171PMT-6-6 | 3/8       | 3/8         | 1.21 | 1.45 | 11/16 | 5/8          |
| 171PMT-8-4 | 1/2       | 1/4         | 1.27 | 1.74 | 5/8   | 7/8          |
| 171PMT-8-6 | 1/2       | 3/8         | 1.27 | 1.83 | 3/4   | 7/8          |
| 171PMT-8-8 | 1/2       | 1/2         | 1.27 | 1.99 | 7/8   | 7/8          |

**Male Branch Tee Rigid 172PMTNS**



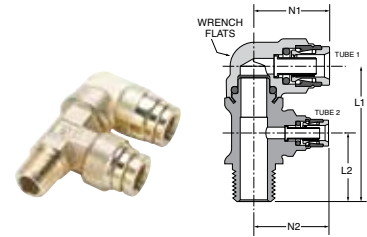
| PART NO.       | TUBE 1 SIZE | TUBE 2 SIZE | PIPE THREAD | L1   | L2   | N    | WRENCH FLATS |
|----------------|-------------|-------------|-------------|------|------|------|--------------|
| 172PMTNS-4-2   | 1/4         | 1/4         | 1/8         | .91  | .91  | .78  | 1/2          |
| 172PMTNS-6-4   | 3/8         | 3/8         | 1/4         | 1.21 | 1.21 | .97  | 5/8          |
| 172PMTNS-6-4-4 | 3/8         | 1/4         | 1/4         | 1.21 | .93  | .97  | 5/8          |
| 172PMTNS-6-6   | 3/8         | 3/8         | 3/8         | 1.21 | 1.21 | .97  | 5/8          |
| 172PMTNS-6-8   | 3/8         | 3/8         | 1/2         | 1.17 | 1.17 | 1.26 | 7/8          |
| 172PMTNS-8-6   | 1/2         | 1/2         | 3/8         | 1.28 | 1.28 | 1.06 | 7/8          |
| 172PMTNS-8-6-8 | 1/2         | 3/8         | 1/2         | 1.25 | 1.25 | 1.25 | 7/8          |
| 172PMTNS-8-8   | 1/2         | 1/2         | 1/2         | 1.34 | 1.34 | 1.25 | 7/8          |

**Male Elbow Swivel 45° 179PMT**



| PART NO.   | TUBE SIZE | PIPE THREAD | L    | N    | HEX   | WRENCH FLATS |
|------------|-----------|-------------|------|------|-------|--------------|
| 179PMT-4-2 | 1/4       | 1/8         | .79  | .92  | 9/16  | 9/16         |
| 179PMT-4-4 | 1/4       | 1/4         | .79  | 1.14 | 9/16  | 9/16         |
| 179PMT-6-2 | 3/8       | 1/8         | .99  | 1.02 | 11/16 | 3/4          |
| 179PMT-6-4 | 3/8       | 1/4         | .99  | 1.14 | 11/16 | 3/4          |
| 179PMT-6-6 | 3/8       | 3/8         | .99  | 1.17 | 11/16 | 3/4          |
| 179PMT-8-4 | 1/2       | 1/4         | 1.20 | 1.70 | 5/8   | 7/8          |
| 179PMT-8-6 | 1/2       | 3/8         | 1.20 | 1.78 | 3/4   | 7/8          |
| 179PMT-8-8 | 1/2       | 1/2         | 1.20 | 1.93 | 7/8   | 7/8          |

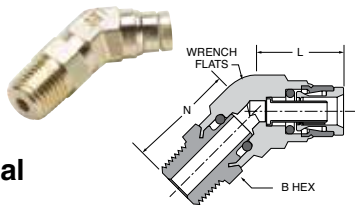
**Dual port 90 Male Elbow Positional 189PMTR**



| PART NO.      | TUBE 1 SIZE | TUBE 2 SIZE | PIPE THREAD | L1   | L2   | N1   | N2   | WRENCH FLATS |
|---------------|-------------|-------------|-------------|------|------|------|------|--------------|
| 189PMTR6-4-6  | 3/8         | 1/4         | 3/8         | 2.12 | 1.05 | 1.21 | 1.19 | 11/16        |
| 189PMTR6-6-4  | 3/8         | 3/8         | 1/4         | 2.06 | .98  | 1.12 | 1.20 | 9/16         |
| 189PMTR6-6-6  | 3/8         | 3/8         | 3/8         | 2.06 | .98  | 1.12 | 1.20 | 9/16         |
| 189PMTR10-4-6 | 5/8         | 1/4         | 3/8         | 2.18 | 1.05 | 1.54 | 1.19 | 7/8          |
| 189PMTR10-6-6 | 5/8         | 3/8         | 3/8         | 2.31 | 1.12 | 1.54 | 1.18 | 7/8          |

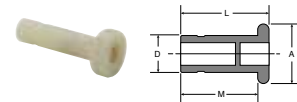


**Male Elbow Positional Swivel 45° 179PMTR**



| PART NO.    | TUBE SIZE | PIPE THREAD | B HEX | L    | N    | WRENCH FLATS |
|-------------|-----------|-------------|-------|------|------|--------------|
| 179PMTR-4-4 | 1/4       | 1/4         | 9/16  | 0.79 | 1.18 | 9/16         |
| 179PMTR-8-8 | 1/2       | 1/2         | 7/8   | 1.17 | 1.35 | 7/8          |

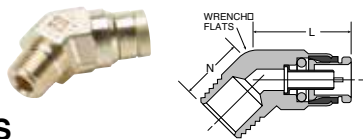
**Push-To-Connect Fitting Plug 639PM/639PMT**



| PART NO. | TUBE SIZE | L    | M    | A   | D    |
|----------|-----------|------|------|-----|------|
| 639PMT-4 | 1/4       | 1.14 | .96  | .48 | .250 |
| 639PMT-6 | 3/8       | 1.33 | 1.15 | .67 | .375 |
| 639PMT-8 | 1/2       | 1.33 | 1.15 | .81 | .500 |

Specify color when ordering Black (BL) or Blue (BU), example 639PMT-4BU  
Note: use appropriate PM/PMT style connection as determined by part number.

**Male Elbow Rigid 45° 179PMTNS**



| PART NO.      | TUBE SIZE | PIPE THREAD | L    | N    | WRENCH FLATS |
|---------------|-----------|-------------|------|------|--------------|
| 179PMTNS-4-2  | 1/4       | 1/8         | .80  | .56  | 9/16         |
| 179PMTNS-4-4  | 1/4       | 1/4         | .80  | .75  | 9/16         |
| 179PMTNS-6-2  | 3/8       | 1/8         | .99  | .55  | 3/4          |
| 179PMTNS-6-4  | 3/8       | 1/4         | .99  | .73  | 3/4          |
| 179PMTNS-6-6  | 3/8       | 3/8         | .99  | .73  | 3/4          |
| 179PMTNS-8-4  | 1/2       | 1/4         | 1.28 | .81  | 13/16        |
| 179PMTNS-8-6  | 1/2       | 3/8         | 1.28 | .81  | 13/16        |
| 179PMTNS-8-8  | 1/2       | 1/2         | 1.28 | 1.06 | 13/16        |
| 179PMTNS-10-6 | 5/8       | 3/8         | 1.22 | .88  | 7/8          |
| 179PMTNS-10-8 | 5/8       | 1/2         | 1.22 | 1.00 | 7/8          |
| 179PMTNS-12-8 | 3/4       | 1/2         | 1.41 | 1.25 | 1            |