



Prestolok Metal Fittings

A

MATERIALS OF CONSTRUCTION	
NICKEL PLATED BODIES:	NICKEL PLATED BRASS
O-RING:	NITRILE (OTHER COMPOUNDS AVAILABLE ON REQUEST)
RELEASE BUTTON:	POLYACETAL
GRAB RING:	STAINLESS STEEL
NOTE:	FOR BRASS BODY PRESTOLOK REPLACE PLP WITH PLN

NOMENCLATURE	
EXAMPLE: W68PLP-4-2	ATTRIBUTE:
W	WHITE ACRYLIC THREAD SEALANT
68	MALE CONNECTOR
PLP	PRESTOLOK
4	1/4" (4/16) TUBE O.D.
2	1/8" (2/16) PIPE THREAD

SPECIFICATIONS	
PRESSURE RANGE:	UP TO 300 PSI DEPENDING ON TUBING
TEMPERATURE RANGE:	0° TO +200°F
NOTE:	VACUUM APPLICATIONS ARE DEPENDENT UPON TEMPERATURE AND TYPE OF TUBING USED.

TUBING SIZES	
TUBE O.D.:	1/8, 3/16, 5/32, 1/4, 5/16, 3/8, 1/2
TUBE O.D. (MM):	4,6,8,10,12,14



A compact one-piece push-to-connect fitting. Designed for low pressure circuits where assembly, disassembly and reassembly is important. Stainless steel grab ring grips the tubing to provide retention. Swivels are featured on all male pipe threaded shapes for installation in tight places and for precise positioning. Prestolok should not be used for live swivel applications. Prestolok fittings come with a pre-applied white acrylic sealant.

Recommended Tubing

Prestolok nickel plated and composite fittings are designed to be used with the following Parker Hannifin Parflex Division tubing.

TUBING SERIES	TUBING MATERIAL
E	LINEAR LOW DENSITY POLYETHYLENE
PP	POLYPROPYLENE
N	PLASTICIZED POLYAMIDE (NYLON)
NR	UNPLASTICIZED POLYAMIDE (RIGID NYLON)
U	POLYURETHANE 90 DUROMETER SHORE A
HU	POLYURETHANE 95 DUROMETER SHORE A

Other materials for Prestolok inch sized nickel plated fittings: Polyurethane 85 Durometer Shore A

CAUTION: All current manufacturers of 85A PU tubing do not approve the use of push-to-connect fittings with their product.

Testing has shown acceptable use with certain O.D – I.D. combinations. Applications and service conditions vary and therefore the use of a tube support may be required for any 85A PU tubing.

The following commercially available O.D. – I.D. 85A tubing sizes require the use of a tube support regardless of application.

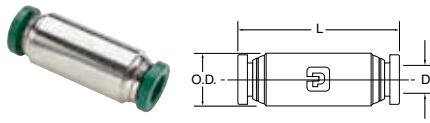
5/32" – 3/32"	3/16" – 1/8"	1/4" - .170"	1/4" – 3/16"
5/16" – 1/4"	3/8" – 5/16"	1/2" – 3/8"	

Assembly Instructions

1. Cut thermoplastic tubing squarely, using Parker Tube Cutter PTC-001. Be certain the port or mating part is clean and free of debris.
2. Insert tubing into fitting until it bottoms. A slight twisting motion will ease the insertion. Pull on tubing to verify it is properly retained in the fitting.
3. To disassemble, simply push the release button against the body and remove tubing.
4. It is recommended to trim the tubing after every disassembly to insure a proper seal.

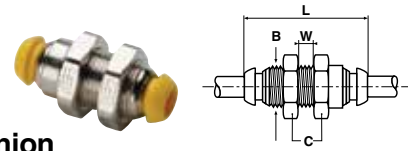


62PLP Union



PART NO.	TUBE SIZE	O.D.	L	FLOW DIA. D
62PLP-2	1/8	.375	1.40	.094
62PLP-3	3/16	.437	1.41	.156
62PLP-5/32	5/32	.375	1.41	.125
62PLP-4	1/4	.500	1.43	.188
62PLP-5	5/16	.562	1.65	.250
62PLP-6	3/8	.625	1.66	.312
62PLP-8	1/2	.750	1.82	.375

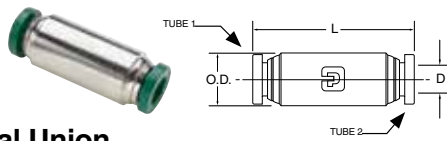
WPB Bulkhead Union



PART NO.	TUBE SIZE (MM)	B-MM THREAD	C HEX	L	W	BULKHEAD HOLE DIA.
WPB4	4	M11X0.75	16	33	6	11MM
WPB6	6	M13X1	19	35	6	13MM
WPB8	8	M15X1.25	22	36	6	16MM
WPB10	10	M18X1	22	43	8	18MM
WPB12	12	M23X1.5	27	46	10	23MM
WPB14	14	M24X1.5	30	52	10	24MM

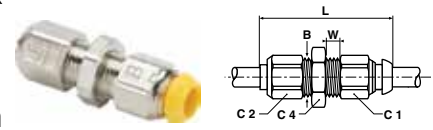
Jam nut is supplied loose in box

62PLP Unequal Union



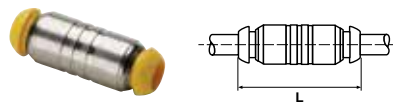
PART NO.	TUBE 1 SIZE (IN)	TUBE 2 SIZE (IN)	O.D.	L	FLOW DIA. D
62PLP-5/32-2	5/32	1/8	.375	1.41	.094
62PLP-4-2	1/4	1/8	.500	1.43	.094
62PLP-4-5/32	1/4	5/32	.500	1.43	.125
62PLP-4-6	1/4	3/8	.625	1.66	.188
62PLP-6-8	3/8	1/2	.750	1.82	.312

WBMPB Mixed Bulkhead Union




PART NO.	TUBE 1 SIZE (MM)	TUBE 2 SIZE (MM)	B-MM THREAD	C1	C2	C4	L	W	BULKHEAD HOLE DIA.
WBMPB4	4	4	M8X1	10	10	12	34	5	8MM
WBMPB6	6	6	M10X1	12	10	12	37	5	10MM
WBMPB8	8	8	M12X1	14	14	16	39	5	12MM
WBMPB10	10	10	M14X1	17	17	19	45	5	14MM
WBMPB12	12	12	M16X1	22	19	22	49	5	16MM

HPB Equal Union



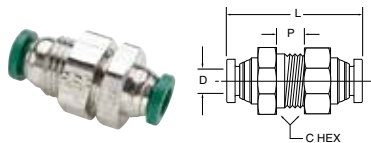
PART NO.	TUBE SIZE (MM)	L
HPB4	4	33.0
HPB5	5	34.5
HPB6	6	36.0
HPB8	8	38.0
HPB10	10	48.0
HPB12	12	48.0
HPB14	14	54.0

66PLPBH Female Bulkhead



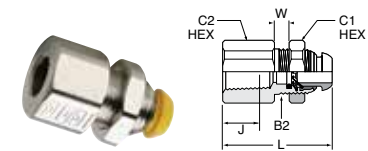
PART NO.	TUBE SIZE (IN)	PIPE THD (NPTF)	C HEX	P MAX.	L	FLOW DIA. D	BKHD HOLE DIA.
66PLPBH-5/32-4	5/32	1/4	11/16	.19	1.39	.125	1/2
66PLPBH-4-4	1/4	1/4	11/16	.24	1.35	.188	9/16
66PLPBH-6-6	3/8	3/8	1	.22	1.47	.312	7/8
66PLPBH-8-6	1/2	3/8	1	.35	1.56	.344	7/8

62PLPBH Bulkhead Union



PART NO.	TUBE SIZE (IN)	BULKHEAD HOLE DIA. B	C HEX	P MAX.	L	D
62PLPBH-2	1/8	7/16	9/16	.39	1.40	.094
62PLPBH-5/32	5/32	7/16	9/16	.39	1.41	.125
62PLPBH-4	1/4	9/16	11/16	.29	1.43	.188
62PLPBH-5	5/16	5/8	3/4	.60	1.65	.250
62PLPBH-6	3/8	3/4	7/8	.54	1.66	.312
62PLPBH-8	1/2	7/8	1	.66	2.04	.375

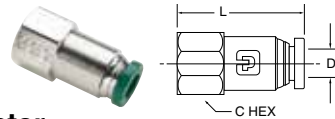
WG4PB Bulkhead Union Female BSPP



PART NUMBER	TUBE SIZE (MM)	BSPP	C1 HEX	C2 HEX	J	L	W
WG4PB4-1/8	4	1/8	14	14	8	25.0	6
WG4PB6-1/8	6	1/8	17	17	8	25.0	6
WG4PB6-1/4	6	1/4	17	19	12	29.5	6
WG4PB8-1/4	8	1/4	19	19	12	30.0	6
WG4PB10-3/8	10	3/8	22	22	12	34.0	8
WG4PB12-3/8	12	3/8	27	24	12	35.0	10
WG4PB12-1/2	12	1/2	27	27	14	40.0	10
66LFBH-16M-6G	16	3/8	29	29	12	45	10.5
66LFBH-16M-8G	16	1/2	28	29	15	49.5	10.5

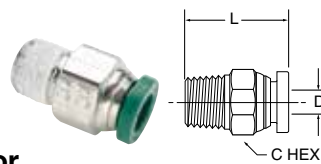


A



66PLP Female Connector

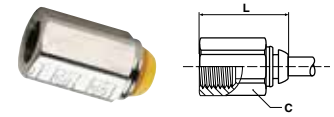
PART NO.	TUBE SIZE	PIPE THREAD (NPTF)	C HEX	L	FLOW DIA. D
66PLP-2-2	1/8	1/8	9/16	1.17	.094
66PLP-2-4	1/8	1/4	11/16	1.34	.094
66PLP-3-2	3/16	1/8	9/16	1.13	.156
66PLP-5/32-2	5/32	1/8	9/16	1.17	.125
66PLP-5/32-4	5/32	1/4	11/16	1.38	.125
66PLP-4-2	1/4	1/8	9/16	1.17	.188
66PLP-4-4	1/4	1/4	11/16	1.38	.188
66PLP-5-2	5/16	1/8	9/16	1.25	.250
66PLP-5-4	5/16	1/4	11/16	1.45	.250
66PLP-6-4	3/8	1/4	11/16	1.46	.312
66PLP-6-6	3/8	3/8	13/16	1.51	.312



W68PLP Male Connector

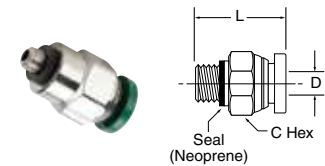
PART NO.	TUBE SIZE (IN)	PIPE THD (NPTF)	C HEX	L	FLOW DIA. D
W68PLP-2-1	1/8	1/16	3/8	.79	.094
W68PLP-2-2	1/8	1/8	7/16	.79	.094
W68PLP-2-4	1/8	1/4	9/16	1.02	.094
W68PLP-3-2	3/16	1/8	7/16	.85	.156
W68PLP-3-4	3/16	1/4	9/16	1.01	.156
W68PLP-5/32-1	5/32	1/16		.88	.940
W68PLP-5/32-2	5/32	1/8	7/16	.80	.125
W68PLP-5/32-4	5/32	1/4	9/16	1.03	.125
W68PLP-4-1	1/4	1/16	1/2	1.07	.141
W68PLP-4-2	1/4	1/8	1/2	.89	.188
W68PLP-4-4	1/4	1/4	9/16	1.00	.188
W68PLP-4-6	1/4	3/8	3/4	1.04	.188
W68PLP-5-2	5/16	1/8	9/16	1.18	.250
W68PLP-5-4	5/16	1/4	9/16	1.04	.250
W68PLP-5-6	5/16	3/8	11/16	1.04	.250
W68PLP-6-2	3/8	1/8	5/8	1.21	.250
W68PLP-6-4	3/8	1/4	5/8	1.08	.312
W68PLP-6-6	3/8	3/8	11/16	1.02	.312
W68PLP-6-8	3/8	1/2	7/8	1.28	.312
W68PLP-8-4	1/2	1/4	13/16	1.44	.344
W68PLP-8-6	1/2	3/8	13/16	1.24	.344
W68PLP-8-8	1/2	1/2	7/8	1.35	.375
68PLP-5/32-4LT*	5/32	1/4-28	7/16	.88	.093

*SAE-LIThreads



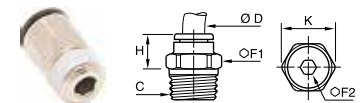
G4PB Female Connector BSPP

PART NO.	TUBE SIZE (MM)	BSPP	C HEX	L
G4PB4-1/8	4	1/8	14	26.0
G4PB6-1/8	6	1/8	14	27.5
G4PB6-1/4	6	1/4	17	33.0
G4PB8-1/8	8	1/8	17	29.0
G4PB8-1/4	8	1/4	17	33.0
66LF-16M-8G	16	1/2	27	49



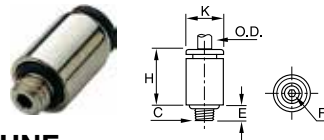
68PLP-X-0 Male Connector

PART NO.	TUBE SIZE (IN)	PIPE THREAD (NPTF)	C HEX	L	FLOW DIA. D
68PLP-2-0	1/8	10X32	3/8	.92	.094
68PLP-5/32-0	5/32	10X32	3/8	.90	.090
68PLP-4-0	1/4	10X32	1/2	.96	.094



W68LF Male Connector Tube to NPT

PART NO.	TUBE SIZE	C NPT	F1 MM	F2 IN	H IN	K IN
W68LF-2-1	1/8	1/16	10	.07	.413	.433
W68LF-2-2	1/8	1/8	11	.07	.283	.472
W68LF-2-4	1/8	1/4	14	.07	.315	.591
W68LF-5/32-2	5/32	1/8	11	.11	.334	.472
W68LF-5/32-4	5/32	1/4	14	.11	.275	.590
W68LF-3-2	3/16	1/8	11	.12	.610	.510
W68LF-3-4	3/16	1/4	14	.16	.590	.650
W68LF-4-2	1/4	1/8	11	.16	.472	.472
W68LF-4-4	1/4	1/4	14	.16	.374	.590
W68LF-4-6	1/4	3/8	18	.19	.295	.767
W68LF-5-2	5/16	1/8	13	.19	.787	.551
W68LF-5-4	5/16	1/4	14	.25	.661	.590
W68LF-5-6	5/16	3/8	18	.25	.464	.767
W68LF-6-2	3/8	1/8	16	.16	.894	.689
W68LF-6-4	3/8	1/4	16	.28	.807	.689
W68LF-6-6	3/8	3/8	18	.28	.689	.767
W68LF-6-8	3/8	1/2	22	.28	.610	.945
W68LF-8-4	1/2	1/4	22	.25	1.100	.945
W68LF-8-6	1/2	3/8	22	.28	1.100	.945
W68LF-8-8	1/2	1/2	22	.28	1.100	.945

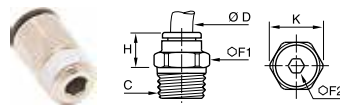


68LFR Male Connector UNF

PART NO.	TUBE SIZE	C UNF	E IN	F MM	H IN	K IN
68LFR-2-0	1/8	10-32	.13	2.0	.49	.32
68LFR-5/32-0	5/32	10-32	.13	2.0	.54	.34
68LFR-4-1	1/4	1/16	-	3.0	.63	.42
68LFR-4-0	1/4	10-32	.13	2.0	.64	.46
68LFR-4-M5	1/4	M5	.14	2.5	.65	.41
68LFR-4-M7	1/4	M7	.18	4.0	.65	.41


68LFR Male Connector Metric Straight Thread

PART NO.	TUBE SIZE	C UNF	E MM	F MM	H MM	K MM
68LFR-4M-M7	4	M7X1	4.6	3	14	9.95
68LFR-6M-M7	6	M7X1	4.6	3	16	9.90



W68LF Male Connector BSPT

PART NO.	TUBE SIZE	C BSPT	F1 MM	F2 MM	H IN	K IN
W68LF-2-2R	1/8	1/8	10	2	.335	.433
W68LF-5/32-2R	5/32	1/8	10	3	.370	.430
W68LF-5/32-4R	5/32	1/4	14	3	.260	.590
W68LF-3-2R	3/16	1/8	11	3	.610	.510
W68LF-3-4R	3/16	1/4	14	3	.590	.650
W68LF-4-2R	1/4	1/8	11	4	.472	.472
W68LF-4-4R	1/4	1/4	14	4	.374	.591
W68LF-5-2R	5/16	1/8	13	5	.790	.550
W68LF-5-4R	5/16	1/4	14	6	.670	.590
W68LF-5-6R	5/16	3/8	17	6	.510	.730
W68LF-5-8R	5/16	1/2	21	6	.470	.910
W68LF-6-4R	3/8	1/4	16	7	.807	.689
W68LF-6-6R	3/8	3/8	17	7	.650	.728
W68LF-6-8R	3/8	1/2	21	7	.551	.906
W68LF-8-4R	1/2	1/4	22	6	1.060	.945
W68LF-8-6R	1/2	3/8	22	7	1.020	.945
W68LF-8-8R	1/2	1/2	24	7	.807	1.020



68PLPR Round Body Male Connector

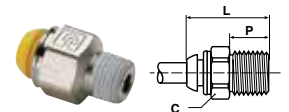
PART NO.	TUBE SIZE	THREAD SIZE NPTF	INTERNAL HEX BROACH	BODY DIA. O. D.	L	FLOW DIA.
68PLPR-2-0*	1/8	10-32	3/32	3/8"	.89	.094
68PLPR-5/32-0*	5/32	10-32	3/32	3/8"	.91	.094
68PLPR-4-0*	1/4	10-32	3/32	1/2"	.95	.094
W68PLPR-5/32-1	5/32	1/16	1/8	7/16"	.87	.125
W68PLPR-5/32-2	5/32	1/8	1/8	7/16"	.79	.125
W68PLPR-4-1	1/4	1/16	5/32	1/2"	1.06	.156
W68PLPR-4-2	1/4	1/8	3/16	1/2"	.88	.188
W68PLPR-4-4	1/4	1/4	3/16	5/8"	.99	.188

*10-32 seal is neoprene



PLPHBF4-B Male Connector BSPP

PART NO.	TUBE SIZE (IN)	PIPE THD BSPP	C HEX	L	FLOW DIA. D
3-1/8PLPHBF4-B	3/16	1/8-28	11/16	.96	.156
3-1/4PLPHBF4-B	3/16	1/4-19	3/4	.97	.156
4-1/8PLPHBF4-B	1/4	1/8-28	11/16	1.13	.188
4-1/4PLPHBF4-B	1/4	1/4-19	3/4	1.13	.188
4-3/8PLPHBF4-B	1/4	3/8-19	7/8	1.13	.188
6-1/4PLPHBF4-B	3/8	1/4-19	3/4	1.26	.256
6-3/8PLPHBF4-B	3/8	3/8-19	7/8	1.26	.312
6-1/2PLPHBF4-B	3/8	1/2-14	1-1/16	1.26	.312
8-3/8PLPHBF4-B	1/2	3/8-19	7/8	1.41	.452
8-1/2PLPHBF4-B	1/2	1/2-14	1-1/16	1.37	.452



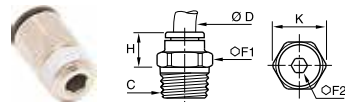
FPB Male Connector NPT

PART NO.	TUBE SIZE (MM)	NPT	C HEX	L	P	INT. HEX
W68PLP-5/32-2*	4	1/8-27	7/16"	21.7	9.7	-
W68PLP-5/32-4*	4	1/4-18	9/16"	28.1	14.2	-
FPB6-1/8	6	1/8-27	14	26.0	10.1	4
FPB6-1/4	6	1/4-18	14	28.5	14.6	4
FPB10-1/4	10	1/4-18	19	40.0	14.6	8
FPB10-3/8	10	3/8-18	19	34.0	14.6	8
FPB12-3/8	12	3/8-18	22	36.5	14.6	10

*Comes with green release button

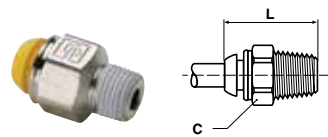


A



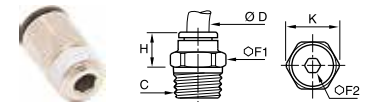
W68LF Male Connector Metric Tube to NPT

PART NO.	TUBE SIZE (MM)	C NPT	F1 MM	F2 IN	H IN	K IN
W68LF-4M-2	4	1/8	11	3	.33	.47
W68LF-4M-4	4	1/4	14	3	.28	.59
W68LF-6M-2	6	1/8	11	4	.45	.47
W68LF-6M-4	6	1/4	14	4	.33	.59
W68LF-8M-2	8	1/8	13	5	.79	.55
W68LF-8M-4	8	1/4	14	6	.66	.59
W68LF-8M-6	8	3/8	18	6	.46	.77
W68LF-10M-4	10	1/4	16	7	.79	.69
W68LF-10M-6	10	3/8	18	8	.65	.77
W68LF-10M-8	10	1/2	22	8	.55	.95
W68LF-12M-6	12	3/8	19	9	.95	.83
W68LF-12M-8	12	1/2	22	10	.77	.95



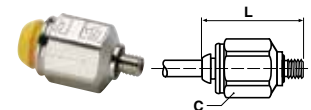
F3PB Male Connector BSPT

PART NO.	TUBE SIZE (MM)	BSPT	C HEX	L
F3PB4-1/8	4	1/8	10	18.4
F3PB4-1/4	4	1/4	14	20.0
F3PB5-1/8	5	1/8	11	22.0
F3PB5-1/4	5	1/4	14	23.0
F3PB6-1/8	6	1/8	12	20.7
F3PB6-1/4	6	1/4	14	20.8
F3PB8-1/8	8	1/8	14	27.5
F3PB8-1/4	8	1/4	14	26.5
F3PB8-3/8	8	3/8	17	22.5
F3PB10-1/4	10	1/4	17	32.3
F3PB10-3/8	10	3/8	17	26.3
F3PB10-1/2	10	1/2	22	26.3
F3PB12-1/4	12	1/4	20	34.3
F3PB12-3/8	12	3/8	20	29.3
F3PB12-1/2	12	1/2	22	27.3
F3PB14-3/8	14	3/8	22	38.0
F3PB14-1/2	14	1/2	22	33.0



W68LF Male Connector Metric Tube to BSPT

PART NO.	TUBE SIZE (MM)	C BSPT	F1 MM	F2 MM	H MM	K MM
W68LF-4M-2R	4	1/8	10	3	9.5	11.0
W68LF-4M-4R	4	1/4	14	3	6.5	15.0
W68LF-4M-6R	4	3/8	17	3	8.0	18.5
W68LF-6M-2R	6	1/8	11	4	11.5	11.0
W68LF-6M-4R	6	1/4	14	4	8.5	15.0
W68LF-6M-6R	6	3/8	17	4	8.5	18.5
W68LF-6M-8R	6	1/2	21	4	9.0	23.0
W68LF-8M-2R	8	1/8	13	5	20.0	14.0
W68LF-8M-4R	8	1/4	14	6	17.0	15.0
W68LF-8M-6R	8	3/8	17	6	13.0	18.5
W68LF-8M-8R	8	1/2	21	6	12.0	23.0
W68LF-10M-2R	10	1/8	16	5	22.5	17.5
W68LF-10M-4R	10	1/4	16	7	20.0	17.5
W68LF-10M-6R	10	3/8	17	8	16.5	18.5
W68LF-10M-8R	10	1/2	21	8	14.0	23.0
W68LF-12M-4R	12	1/4	19	7	26.5	21.0
W68LF-12M-6R	12	3/8	19	9	24.0	21.0
W68LF-12M-8R	12	1/2	21	9	19.5	23.0
W68LF-14M-6R	14	3/8	22	9	28.5	24.0
W68LF-14M-8R	14	1/2	24	10	23.5	26.0



F8PB Male Connector Metric Straight Thread

PART NO.	TUBE SIZE (MM)	MM THREAD	C HEX	L
F8PB4M5	4	M5X0.8	10	26.6
F8PB4M10	4	M10X1	14	24.0
F8PB6M5	6	M5X0.8	12	27.8
F8PB6M10	6	M10X1	14	28.0
F8PB6M12	6	M12X1.5	17	23.5
F8PB8M12	8	M12X1.5	17	27.0
F8PB8M16	8	M16X1.5	22	28.0
F8PB8M22	8	M22X1.5	27	30.0




F23PB Male Connector BSPT

PART NO.	TUBE SIZE (MM)	BSPT	L
F23PB4-1/8	4	1/8	21
F23PB6-1/8	6	1/8	24
F23PB6-1/4	6	1/4	28
F23PB8-1/8	8	1/8	28
F23PB8-1/4	8	1/4	28

This fitting has been designed for use where space is at a premium. It is assembled using the internal hexagon and an allen key.




F4PB Compact Male Connector BSPP



PART NO.	TUBE SIZE (MM)	BSPP	C HEX	J	L
F4PB4-1/8	4	1/8	13	4.7	19.9
F4PB4-1/4	4	1/4	16	6.0	20.3
F4PB6-1/8	6	1/8	13	4.7	23.4
F4PB6-1/4	6	1/4	16	6.0	22.2
F4PB8-1/4	8	1/4	16	6.0	23.8
F4PB8-1/8	8	1/8	14	4.7	25.1
F4PB8-3/8	8	3/8	20	6.5	23.5
F4PB10-1/4	10	1/4	17	6.0	31.3
F4PB10-3/8	10	3/8	20	6.5	26.8
F4PB10-1/2	10	1/2	24	7.5	26.1
F4PB12-1/4	12	1/4	20	6.0	31.9
F4PB12-3/8	12	3/8	20	6.5	31.8
F4PB12-1/2	12	1/2	24	7.5	27.8
F4PB14-3/8	14	3/8	22	6.5	35.0
F4PB14-1/2	14	1/2	24	7.5	30.0

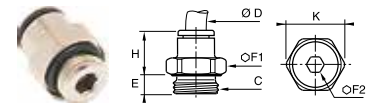
F28PB Male Connector Metric Straight Thread



PART NO.	TUBE SIZE (MM)	MM THREAD	L
F28PB4M3	4	M3X0.5	24
F28PB4M5	4	M5X0.8	25
F28PB6M5	6	M5X0.8	25

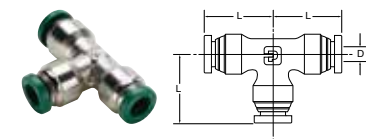
This fitting has been designed for use where space is at a premium. It is assembled using the internal hexagon and an allen key.

68LF Male Connector Metric Tube to BSPP



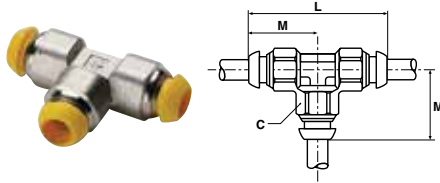
PART NO.	TUBE SIZE (MM)	C BSPP	E MM	F1 MM	F2 MM	H MM	K MM
68LF 3M-M3	3	M3X0.5	2.50	8	-	12.5	8.5
68LF-3M-M5	3	M5X0.8	3.50	8	2.5	12.5	8.5
68LF-4M-M3	4	M3X0.5	2.50	8	-	14.5	8.5
68LF-4M-M5	4	M5X0.8	3.50	8	2.5	14.0	8.5
68LF-4M-M7	4	M7X1	5.00	10	2.5	14.0	11.0
68LF-4M-2G	4	1/8	4.50	13	3.0	11.5	14.0
68LF-4M-4G	4	1/4	5.50	16	3.0	10.5	17.5
68LF-6M-M5	6	M5X0.8	3.50	10	2.5	16.0	11.0
68LF-6M-M7	6	M7X1	5.00	10	3.0	16.0	11.0
68LF-6M-M10	6	M10X1	5.00	13	4.0	13.0	14.0
68LF-6M-M12	6	M12X1.5	5.50	15	4.0	13.0	16.0
68LF-6M-2G	6	1/8	4.50	13	4.0	13.0	14.0
68LF-6M-4G	6	1/4	5.50	16	4.0	12.5	17.5
68LF-6M-6G	6	3/8	5.50	20	4.0	13.0	22.0
68LF-6M-8G	6	1/2	7.50	24	4.0	20.0	26.0
68LF-8M-M10	8	M10X1	5.00	13	5.0	21.0	14.0
68LF-8M-M12	8	M12X1.5	5.50	15	5.0	21.0	16.0
68LF-8M-2G	8	1/8	4.50	13	5.0	20.5	14.0
68LF-8M-4G	8	1/4	5.50	16	6.0	19.5	17.5
68LF-8M-6G	8	3/8	5.50	20	6.0	18.0	22.0
68LF-8M-8G	8	1/2	7.50	24	6.0	16.5	26.0
68LF-10M-4G	10	1/4	5.50	16	7.0	23.0	17.5
68LF-10M-6G	10	3/8	5.50	20	8.0	19.5	22.0
68LF-10M-8G	10	1/2	7.50	24	8.0	18.5	26.0
68LF-12M-4G	12	1/4	5.50	19	7.0	27.5	21.0
68LF-12M-6G	12	3/8	5.50	20	9.0	27.0	22.0
68LF-12M-8G	12	1/2	7.00	24	10.0	22.5	26.0
68LF-14M-6G	14	3/8	5.50	22	9.0	29.5	24.0
68LF-14M-8G	14	1/2	7.00	24	11.0	28.0	26.0

164PLP Union Tee



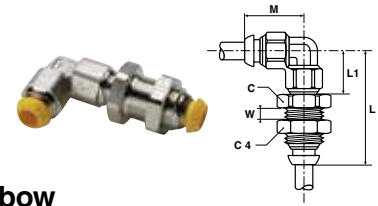
PART NO.	TUBE SIZE (IN)	L	FLOW DIA. D
164PLP-2	1/8	.74	.094
164PLP-3	3/16	.82	.156
164PLP-5/32	5/32	.77	.125
164PLP-4	1/4	.85	.188
164PLP-5	5/16	.97	.250
164PLP-6	3/8	1.01	.250
164PLP-8	1/2	1.15	.375

A



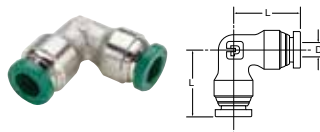
JPB Union Tee

PART NO.	TUBE SIZE (MM)	C	L	M
JPB4	4	10	36	18
JPB5	5	12	41	21
JPB6	6	12	40	20
JPB8	8	14	44	22
JPB10	10	17	56	28
JPB12	12	22	60	30
JPB14	14	25	68	34



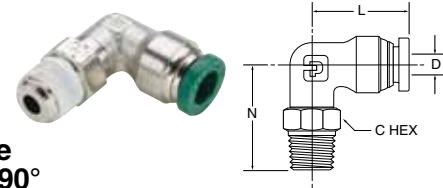
WE6PB Adjustable Bulkhead Union Elbow

PART NO.	TUBE SIZE (MM)	THREAD B (MM)	C HEX	C4 HEX	L	L1	M	W	BKHD HOLE DIA.
WE6PB4	4	M11X0.75	14	16	37	18.0	18.0	6	11MM
WE6PB6	6	M13X1	17	17	39	19.5	20.5	6	13MM
WE6PB8	8	M15X1.25	19	19	43	21.5	22.5	6	15MM
WE6PB10	10	M18X1	22	22	54	22.8	28.5	8	18MM
WE6PB12	12	M23X1.5	27	27	59	30.0	30.0	10	23MM



165PLP Union Elbow

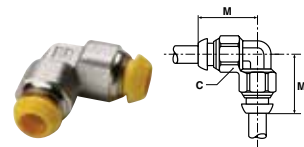
PART NO.	TUBE SIZE (IN)	L	FLOW DIA. D
165PLP-2	1/8	.74	.094
165PLP-5/32	5/32	.77	.125
165PLP-4	1/4	.85	.188
165PLP-5	5/16	.97	.250
165PLP-6	3/8	1.01	.312
165PLP-8	1/2	1.15	.375



W169PLP Male Elbow Swivel 90°

PART NO.	TUBE SIZE (IN)	PIPE THREAD (NPTF)	C HEX	L	N	FLOW DIA. D
W169PLP-2-1	1/8	1/16	3/8	.74	.93	.160
W169PLP-2-2	1/8	1/8	7/16	.74	.92	.094
169PLP-2-0*	1/8	10-32	3/8	.74	.74	.080
W169PLP-2-4	1/8	1/4	9/16	.74	1.10	.094
W169PLP-3-2	3/16	1/8	7/16	.82	.92	.156
W169PLP-5/32-1	5/32	1/16	3/8	.84	.93	.160
W169PLP-5/32-2	5/32	1/8	7/16	.77	.92	.125
W169PLP-5/32-4	5/32	1/4	9/16	.77	1.10	.125
169PLP-5/32-0*	5/32	10-32	3/8	.85	.74	.080
W169PLP-4-1	1/4	1/16	3/8	.84	.93	.160
W169PLP-4-2	1/4	1/8	7/16	.85	.92	.156
W169PLP-4-4	1/4	1/4	9/16	.85	1.10	.156
W169PLP-4-6	1/4	3/8	11/16	.85	1.19	.156
169PLP-4-0*	1/4	10-32	3/8	.85	.74	.080
W169PLP-5-2	5/16	1/8	9/16	.97	1.02	.250
W169PLP-5-4	5/16	1/4	9/16	.97	1.24	.250
W169PLP-6-2	3/8	1/8	9/16	1.01	1.02	.250
W169PLP-6-4	3/8	1/4	9/16	1.01	1.24	.250
W169PLP-6-6	3/8	3/8	11/16	1.01	1.24	.250
W169PLP-6-8	3/8	1/2	7/8	1.01	1.48	.250
W169PLP-8-4	1/2	1/4	9/16	1.15	1.28	.312
W169PLP-8-6	1/2	3/8	11/16	1.15	1.31	.312
W169PLP-8-8	1/2	1/2	7/8	1.15	1.52	.312

*10-32 seal is neoprene

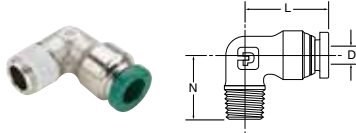


EPB 90° Union Elbow

PART NO.	TUBE SIZE (MM)	C HEX	M
EPB4	4	10	18.0
EPB5	5	12	20.5
EPB6	6	12	20.0
EPB8	8	14	22.0
EPB10	10	17	28.0
EPB12	12	22	30.0
EPB14	14	25	35.0

A

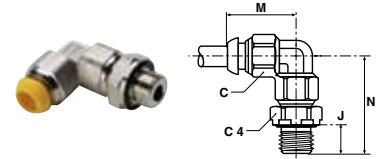
**W169PLPNS
Male Elbow 90°**



PART NO.	TUBE (IN)	PIPE THD (NPTF)	L	N	FLOW DIA. D
W169PLPNS-2-2	1/8	1/8	.74	.67	.094
W169PLPNS5/32-2	5/32	1/8	.77	.67	.125
W169PLPNS5/32-4	5/32	1/4	.77	.87	.125
W169PLPNS-4-2	1/4	1/8	.85	.67	.188
W169PLPNS-4-4	1/4	1/4	.85	.87	.188
W169PLPNS-5-2	5/16	1/8	.97	.75	.234
W169PLPNS-5-4	5/16	1/4	.97	.94	.250
W169PLPNS-6-4	3/8	1/4	1.01	.94	.312
W169PLPNS-6-6	3/8	3/8	1.01	1.01	.312
W169PLPNS-6-8	3/8	1/2	1.01	1.27	.312
W169PLPNS-8-6	1/2	3/8	1.15	1.00	.375
W169PLPNS-8-8	1/2	1/2	1.15	1.27	.375
169PLPNS532-4LT*	5/32	1/4-28	.60	.48	.090

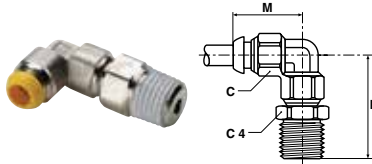
* SAE-LT Threads

**C64PB Adjustable
Male Elbow BSPP**



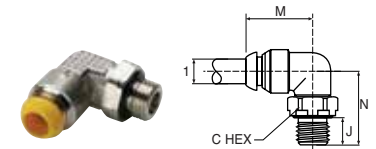
PART NO.	TUBE SIZE (MM)	BSPP	C HEX	C4 HEX	J	M	N
C64PB4-1/8	4	1/8	10	13	4.7	18	23.4
C64PB4-1/4	4	1/4	10	16	6.0	18	25.2
C64PB6-1/8	6	1/8	12	13	4.7	20	26.1
C64PB6-1/4	6	1/4	12	16	6.0	20	26.4
C64PB8-1/8	8	1/8	14	13	4.7	22	28.1
C64PB8-1/4	8	1/4	14	16	6.0	22	28.4
C64PB8-3/8	8	3/8	14	20	6.5	22	30.6
C64PB10-1/4	10	1/4	17	16	6.0	28	34.9
C64PB10-3/8	10	3/8	17	20	6.5	28	37.4
C64PB12-1/4	12	1/4	22	19	6.0	30	36.5
C64PB12-3/8	12	3/8	22	22	6.5	30	39.0
C64PB12-1/2	12	1/2	22	24	7.5	30	38.5
C64PB14-3/8	14	3/8	25	22	6.5	34	44.7
C64PB14-1/2	14	1/2	25	24	7.5	34	44.3

**C6PB Adjustable
Male Elbow NPT**



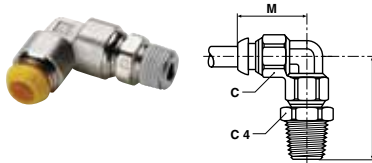
PART NO.	TUBE SIZE (MM)	NPT	C HEX	C4 HEX	M	N
C6PB6-1/4	6	1/4-18	12	14	20	36.0
C6PB6-3/8	6	3/8-18	12	19	20	36.5
C6PB10-1/4	10	1/4-18	17	16	28	41.5
C6PB10-3/8	10	3/8-18	17	19	28	41.5
C6PB12-1/2	12	1/2-14	22	22	30	47.5

**C64SPB Compact
Adjustable Male
Elbow BSPP**



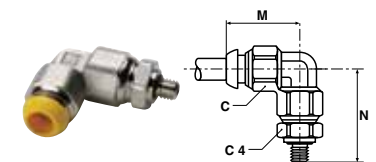
PART NUMBER	TUBE SIZE (MM)	BSPP	C HEX	J	M	N
C64SPB4-1/8	4	1/8	13	4.7	17	17.3
C64SPB6-1/8	6	1/8	13	4.7	22	17.3
C64SPB6-1/4	6	1/4	16	6.0	22	19.1
C64SPB8-1/8	8	1/8	13	4.7	24	16.9
C64SPB8-1/4	8	1/4	16	6.0	24	18.7
C64SPB8-3/8	8	3/8	20	6.5	24	20.7
C64SPB10-1/4	10	1/4	16	6.0	29	20.5
C64SPB10-3/8	10	3/8	20	6.5	29	22.5
C64SPB12-1/4	12	1/4	16	6.0	31	20.5
C64SPB12-3/8	12	3/8	20	6.5	31	23.2
C64SPB12-1/2	12	1/2	24	7.5	31	25.2

**C63PB Adjustable
Male Elbow BSPT**



PART NO.	TUBE SIZE (MM)	BSPT	C HEX	C4 HEX	M	N
C63PB4-1/8	4	1/8	10	10	18	26.5
C63PB4-1/4	4	1/4	10	14	18	30.0
C63PB6-1/8	6	1/8	12	11	20	28.0
C63PB6-1/4	6	1/4	12	14	20	31.0
C63PB8-1/8	8	1/8	14	14	22	30.0
C63PB8-1/4	8	1/4	14	14	22	33.0
C63PB8-3/8	8	3/8	14	17	22	34.5
C63PB10-1/4	10	1/4	17	17	28	40.0
C63PB10-3/8	10	3/8	17	17	28	39.0
C63PB12-1/4	12	1/4	22	19	30	42.0
C63PB12-3/8	12	3/8	22	19	30	41.0
C63PB12-1/2	12	1/2	22	22	30	44.5
C63PB14-3/8	14	3/8	25	22	34	46.0
C63PB14-1/2	14	1/2	25	22	34	48.5

**C68PB Adjustable
Male Elbow Metric
Straight Thread**

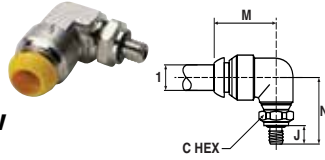


PART NO.	TUBE SIZE (MM)	THREAD (MM)	C HEX	C4 HEX	M	N
C68PB4M5	4	M5X0.8	11	10	17	18
C68PB6M5	6	M5X0.8	11	10	17	18




A

C68SPB Compact Adjustable Male Elbow Metric Straight Thread




PART NUMBER	TUBE SIZE (MM)	THREAD (MM)	C HEX	J	M	N
C68SPB4M5	4	M5X0.8	12.5	5	17	18
C68SPB6M5	6	M5X0.8	12.5	5	17	18

C3PB Compact Elbow BSPT



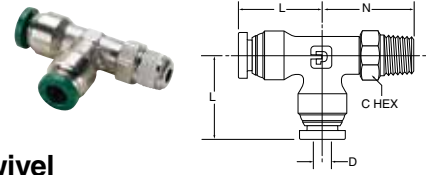
PART NO.	TUBE SIZE (MM)	BSPT	C HEX	M	N
C3PB4-1/8	4	1/8	14	18	21
C3PB6-1/8	6	1/8	14	20	21
C3PB6-1/4	6	1/4	14	20	21
C3PB8-1/8	8	1/8	14	22	23
C3PB8-1/4	8	1/4	14	22	23
C3PB10-1/4	10	1/4	17	28	26
C3PB10-3/8	10	3/8	17	28	26
C3PB12-3/8	12	3/8	17	30	27
C3PB12-1/2	12	1/2	17	30	31

C63LPB Adjustable Extended Male Elbow BSPT



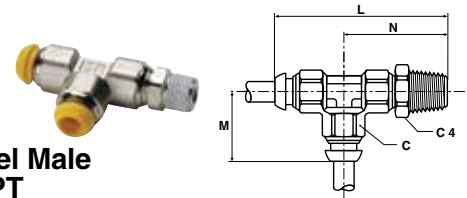
PART NO.	TUBE SIZE (MM)	BSPT	C HEX	C4 HEX	M	N
C63LPB4-1/8	4	1/8	10	10	18	42.0
C63LPB4-1/4	4	1/4	10	14	18	46.0
C63LPB6-1/8	6	1/8	12	11	20	45.5
C63LPB6-1/4	6	1/4	12	14	20	49.5
C63LPB8-1/8	8	1/8	14	14	22	50.0
C63LPB8-1/4	8	1/4	14	14	22	52.5

W171PLP Male Run Tee Swivel



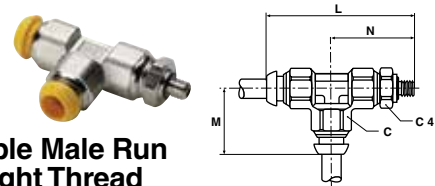
PART NO.	TUBE SIZE (IN)	PIPE THREAD (NPTF)	C HEX	L	N	FLOW DIA. D
W171PLP-2-2	1/8	1/8	7/16	.74	.92	.094
W171PLP-5/32-2	5/32	1/8	7/16	.77	.92	.125
W171PLP-4-2	1/4	1/8	7/16	.85	.92	.156
W171PLP-4-4	1/4	1/4	9/16	.85	1.10	.156
W171PLP-4-6	1/4	3/8	11/16	.85	1.24	.156
W171PLP-5-2	5/16	1/8	9/16	.97	1.02	.250
W171PLP-5-4	5/16	1/4	9/16	.97	1.24	.250
W171PLP-6-4	3/8	1/4	9/16	1.01	1.24	.250
W171PLP-6-6	3/8	3/8	11/16	1.01	1.24	.250
W171PLP-8-6	1/2	3/8	11/16	1.15	1.31	.312
W171PLP-8-8	1/2	1/2	7/8	1.15	1.52	.312

R63PB Swivel Male Run Tee BSPT



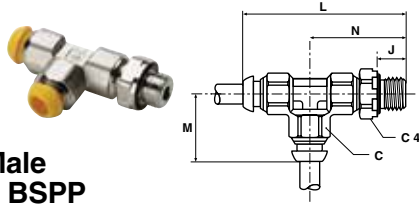
PART NO.	TUBE SIZE (MM)	BSPT	C HEX	C4 HEX	L	M	N
R63PB4-1/8	4	1/8	10	10	44.5	18	26.5
R63PB4-1/4	4	1/4	10	14	48.0	18	30.0
R63PB6-1/8	6	1/8	12	11	48.0	20	28.0
R63PB6-1/4	6	1/4	12	14	51.0	20	31.0
R63PB8-1/8	8	1/8	14	14	52.0	22	30.0
R63PB8-1/4	8	1/4	14	14	55.0	22	33.0
R63PB8-3/8	8	3/8	14	17	56.5	22	34.5
R63PB10-1/4	10	1/4	17	17	68.0	28	40.0
R63PB10-3/8	10	3/8	17	17	67.0	28	39.0
R63PB12-1/4	12	1/4	22	19	72.0	30	42.0
R63PB12-3/8	12	3/8	22	19	71.0	30	41.0
R63PB12-1/2	12	1/2	22	22	74.5	30	44.5
R63PB14-3/8	14	3/8	25	22	80.0	34	46.0
R63PB14-1/2	14	1/2	25	22	82.5	34	48.5

R68PB Adjustable Male Run Tee Metric Straight Thread



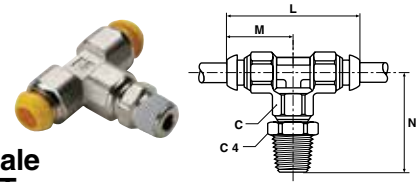
PART NO.	TUBE SIZE (MM)	THREAD (MM)	C HEX	C4 HEX	L	M	N
R68PB4M3	4	M3X0.5	10	10	41.0	18	23.0
R68PB4M5	4	M5X0.8	10	10	42.5	18	24.5
R68PB6M5	6	M5X0.8	12	11	45.5	20	25.5

A



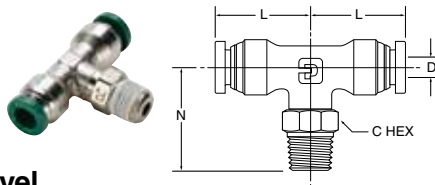
R64PB Swivel Male Branch Run Tee BSPP

PART NO.	TUBE SIZE (MM)	BSPP	C HEX	C4 HEX	J	L	M	N
R64PB4-1/8	4	1/8	10	13	4.7	41.4	18	23.4
R64PB4-1/4	4	1/4	10	16	6.0	43.2	18	25.2
R64PB6-1/8	6	1/8	12	13	4.7	46.1	20	26.1
R64PB6-1/4	6	1/4	12	16	6.0	46.4	20	26.4
R64PB8-1/8	8	1/8	14	13	4.7	50.1	22	28.1
R64PB8-1/4	8	1/4	14	16	6.0	50.4	22	28.4
R64PB8-3/8	8	3/8	14	20	6.5	52.6	22	30.6
R64PB10-1/4	10	1/4	17	16	6.0	62.9	28	34.9
R64PB10-3/8	10	3/8	17	20	6.5	65.4	28	37.4
R64PB12-1/4	12	1/4	22	19	6.0	65.5	29	36.5
R64PB12-3/8	12	3/8	22	22	6.5	68.0	29	39.0
R64PB14-1/2	14	1/2	25	24	7.5	78.3	34	44.3



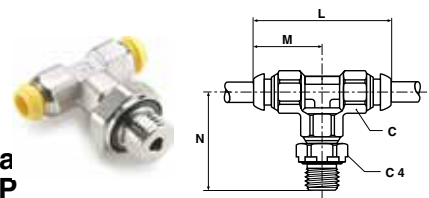
S63PB Swivel Male Branch Tee BSPT

PART NO.	TUBE SIZE (MM)	BSPT	C HEX	C4 HEX	L	M	N
S63PB4-1/8	4	1/8	10	10	36	18	26.5
S63PB4-1/4	4	1/4	10	14	36	18	30.0
S63PB6-1/8	6	1/8	12	11	40	20	28.0
S63PB6-1/4	6	1/4	12	14	40	20	31.0
S63PB8-1/8	8	1/8	14	14	44	22	30.0
S63PB8-1/4	8	1/4	14	14	44	22	33.0
S63PB8-3/8	8	3/8	14	17	44	22	34.5
S63PB10-1/4	10	1/4	17	17	56	28	40.0
S63PB10-3/8	10	3/8	17	17	56	28	39.0
S63PB12-1/4	12	1/4	22	19	60	30	42.0
S63PB12-3/8	12	3/8	22	19	60	30	41.0
S63PB12-1/2	12	1/2	22	22	60	30	44.5
S63PB14-3/8	14	3/8	25	22	68	34	46.0
S63PB14-1/2	14	1/2	25	22	68	34	48.5



W172PLP Male Branch Tee Swivel

PART NO.	TUBE SIZE (IN)	PIPE THREAD (NPTF)	C HEX	L	N	FLOW DIA. D
W172PLP-2-2	1/8	1/8	7/16	.74	.92	.094
W172PLP-3-2	3/16	1/8	7/16	.82	.92	.156
W172PLP-5/32-2	5/32	1/8	7/16	.77	.92	.125
W172PLP-4-2	1/4	1/8	7/16	.85	.92	.156
W172PLP-4-4	1/4	1/4	9/16	.85	1.10	.156
W172PLP-4-6	1/4	3/8	11/16	.85	1.10	.156
W172PLP-5-2	5/16	1/8	9/16	.97	1.02	.250
W172PLP-5-4	5/16	1/4	9/16	.97	1.24	.250
W172PLP-6-4	3/8	1/4	9/16	1.01	1.24	.250
W172PLP-6-6	3/8	3/8	11/16	1.01	1.24	.250
W172PLP-6-8	3/8	1/2	7/8	1.00	1.48	.250
W172PLP-8-4	1/2	1/4	9/16	1.15	1.30	.312
W172PLP-8-6	1/2	3/8	11/16	1.15	1.31	.312
W172PLP-8-8	1/2	1/2	7/8	1.15	1.52	.312

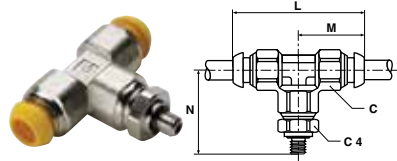


S64PB Swivel Male Branch Tee BSPP

PART NO.	TUBE SIZE (MM)	BSPP	C HEX	C4 HEX	L	M	N
S64PB4-1/8	4	1/8	10	13	36	18	23.4
S64PB4-1/4	4	1/4	10	16	36	18	25.2
S64PB6-1/8	6	1/8	12	13	40	20	26.1
S64PB6-1/4	6	1/4	12	16	40	20	26.4
S64PB8-1/8	8	1/8	14	13	44	22	28.1
S64PB8-1/4	8	1/4	14	16	44	22	28.4
S64PB8-3/8	8	3/8	14	20	44	22	30.6
S64PB10-1/4	10	1/4	17	16	56	28	34.9
S64PB10-3/8	10	3/8	17	20	56	28	37.4
S64PB12-1/4	12	1/4	22	19	58	29	36.5
S64PB12-3/8	12	3/8	22	22	58	29	39.0
S64PB14-3/8	14	3/8	25	22	68	34	44.7
S64PB14-1/2	14	1/2	25	24	68	34	44.3

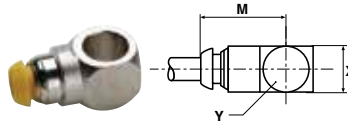


A



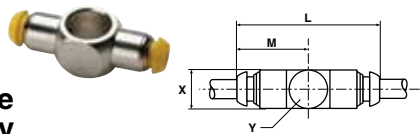
S68PB Adjustable Male Branch Tee Metric Straight Thread

PART NO.	TUBE SIZE (MM)	THREAD (MM)	C HEX	C4 HEX	L	M	N
S68PB4M3	4	M3X0.5	10	10	36	18	23.0
S68PB4M5	4	M5X0.8	10	10	36	18	24.5
S68PB6M5	6	M5X0.8	12	11	40	20	25.5



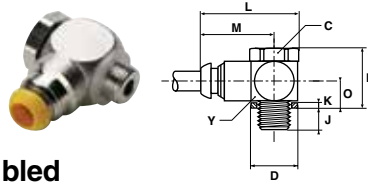
CORPB Single Banjo Body Only

PART NO.	TUBE SIZE (MM)	SINGLE BOLT PART NO.	.STACKING BOLT PN.	M	X	Y
CORPB4-5	4	SC8UM5-4	SC8UDM5-4	19.0	10	10
CORPB4-10	4	SC4U1/8-4	SC4UD1/8-4	22.5	14	14
CORPB6-10	6	SC4U1/8-4	SC4UD1/8-4	23.0	14	14
CORPB6-13	6	SC4U1/4-6	SC4UD1/4-6	24.5	14	17
CORPB8-10	8	SC4U1/8-4	SC4UD1/8-4	24.0	14	14
CORPB8-13	8	SC4U1/4-6	SC4UD1/4-6	25.5	14	17
CORPB10-17	10	SC4U3/8-10	SC4UD3/8-10	32.0	17	22



CORPBD Double Banjo Body Only

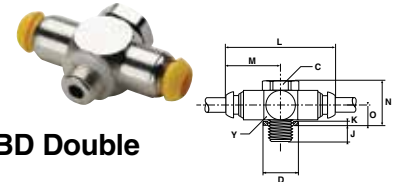
PART NO.	TUBE SIZE (MM)	SINGLE BOLT PN.	STACKING BOLT PN.	L	M	X	Y
CORPB4D5	4	SC8UM5-4	SC8UDM5-4	38	19.0	10	10
CORPB4D10	4	SC4U1/8-4	SC4UD1/8-4	45	22.5	14	14
CORPB6D13	6	SC4U1/4-6	SC4UD1/4-6	49	24.5	14	17
CORPB8D10	8	SC4U1/8-4	SC4UD1/8-4	48	24.0	14	14



COR8PB/COR4PB Single Banjo Assembled

PART NO.	TUBE (MM)	BSPP	C HEX	D	J	K	L	M	N	O	Y
COR8PB4M5	4	M5X0.8	8	8.2	4.5	1.0	24.0	19.0	13.5	6.0	10
COR4PB4-1/8	4	1/8	14	14.4	6.0	1.5	29.5	22.5	19.5	8.5	14
COR4PB6-1/8	6	1/8	14	14.4	6.0	1.5	30.0	23.0	19.5	8.5	14
COR4PB6-1/4	6	1/4	17	18.4	9.0	2.0	33.0	24.5	21.0	9.0	17
COR4PB8-1/8	8	1/8	14	14.4	6.0	1.5	31.0	34.0	19.5	8.5	14
COR4PB8-1/4	8	1/4	17	18.4	9.0	2.0	34.0	25.5	21.0	9.0	17
COR4PB10-3/8	10	3/8	22	21.6	9.0	2.5	43.0	32.0	25.5	11.0	22

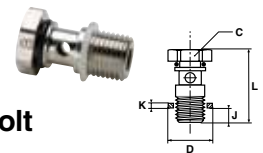
These parts are delivered complete with sealing washer.



COR8PBD/COR4PBD Double Banjo Assembled

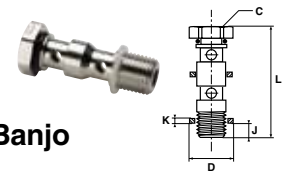
PART NO.	TUBE SIZE (MM)	BSPP	C HEX	D	J	K	L	M	N	O	Y
COR8PB4DM5	4	M5X0.8	8	8.2	4.5	1.0	38	19.0	13.5	6.0	10
COR4PB4D1/8	4	1/8	14	14.4	6.0	1.5	45	22.5	19.5	8.5	14
COR4PB6D1/8	6	1/8	14	14.4	6.0	1.5	46	23.0	19.5	8.5	14
COR4PB6D1/4	6	1/4	17	18.4	9.0	2.0	49	24.5	21.0	9.0	17
COR4PB8D1/8	8	1/8	14	14.4	6.0	1.5	48	24.0	19.5	8.5	14

These parts are delivered complete with sealing washer.



SC8U/SC4U Single Banjo Bolt with Seals BSPP

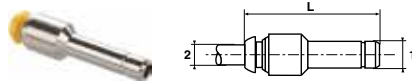
PART NO.	BSPP	C HEX	D	J	K	L
SC8UM5-4	M5X0.8	8	8.2	4.5	1.0	18.5
SC4U1/8-4	1/8	14	14.4	6.0	1.5	25.5
SC4U1/4-6	1/4	17	18.4	9.0	2.0	30.0
SC4U3/8-10	3/8	22	21.6	9.0	2.5	34.5



SC8UD/SC4UD Stacking Banjo Bolt with Seals BSPP

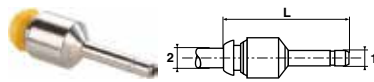
PART NO.	BSPP	C HEX	D	J	K	L
SC8UDM5-4	M5X0.8	8	8.2	4.5	1.0	29.5
SC4UD1/8-4	1/8	14	14.4	6.0	1.5	41.0
SC4UD1/4-6	1/4	17	18.4	9.0	2.0	46.0

A



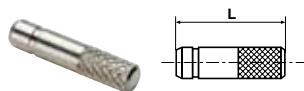
TRPB Tube End Reducer

PART NO.	TUBE 1 SIZE (MM)	TUBE 2 SIZE (MM)	L
TRPB6-4	6	4	40.0
TRPB8-4	8	4	39.5
TRPB8-6	8	6	41.5
TRPB10-4	10	4	37.0
TRPB10-6	10	6	43.0
TRPB10-8	10	8	47.5
TRPB12-6	12	6	38.0
TRPB12-8	12	8	44.0
TRPB12-10	12	10	52.0
TRPB14-8	14	8	41.0
TRPB14-10	14	10	51.0
TRPB14-12	14	12	55.0



TEPB Tube End Expander

PART NO.	TUBE 1 SIZE (MM)	TUBE 2 SIZE (MM)	L
TEPB4-6	4	6	39



FNPB Plug

PART NO.	TUBE SIZE (MM)	L
FNPB4	4	27
FNPB6	6	27
FNPB8	8	30
FNPB10	10	30
FNPB12	12	35
FNPB14	14	36

A

Tube to Male NPTF	W369PLP Male Elbow  p. A20	W369PLPX Extended Male Elbow  p. A21	W379PLP 45° Male Elbow  p. A22	W372PLP Male Branch Tee  p. A23	W371PLP Male Run Tee  p. A24	W368PLP Male Y Connector  p. A26
	W369PLPBJ Single Banjo  p. A27	W369PLPTJ Twin Banjo  p. A29	Tube to Male BSPT	W369PLP Male Elbow  p. A20	W372PLP Male Branch Tee  p. A23	W369PLPBJ Single Banjo  p. A27
Tube to Female NPTF	377PLP Female Branch Tee  p. A24	370PLP Female Elbow  p. A27		Tube to Tube	32PLP Union  p. A30	365PLP Union Elbow  p. A30
	362PLP Union Y  p. A31	362PLPD Double Y  p. A32	24PLP Multiple Tee  p. A32		24PLPD Double Multiple Tee  p. A33	347PLP Cross  p. A33
Tube to Metric Tube	32PLP Converter  p. A30	Bulkhead Unions	32PLPBH Bulkhead Union  p. A32	365PLPBH Bulkhead Elbow  p. A32	32PLPBHP Plug-in Bulkhead Union  p. A38	
Standpipes	W68PLPSP Male Standpipe NPTF  p. A25	W68PLPSP Male Standpipe BSPT  p. A25	W68PLPSP Male Standpipe BSP  p. A25	Plug-ins	369PLPSP Plug-In Elbow  p. A33	369PLPSPX Extended Plug-In Elbow  p. A34
	379PLPSP Plug-In 45° Elbow  p. A34	372PLPSP Plug-In Branch Tee  p. A34	371PLPSP Plug-In Run Tee  p. A34		362PLPSP Plug-In Y  p. A35	67PLP Tube Reducer  p. A36
Auxiliary Component	63PLP Double Male Union  p. A35	639PLP Plug  p. A36	Metric Tube to Male BSPT	W369PLP Male Elbow  p. A20	W369PLPX Extended Male Elbow  p. A21	W379PLP 45° Male Elbow  p. A22



A

<p>W372PLP Male Branch Tee</p>  <p>p. A23</p>	<p>W371PLP Male Run Tee</p>  <p>p. A24</p>	<p>W368PLP Male Y Connector</p>  <p>p. A26</p>	<p>W368PLPD Double Y Male Connector</p>  <p>p. A26</p>	<p>W369PLPBJ Single Banjo</p>  <p>p. A27</p>			
<p>Metric Tube to Male BSP</p>	<p>369PLP Male Elbow</p>  <p>p. A21</p>	<p>369PLPX Extended Male Elbow</p>  <p>p. A22</p>	<p>379PLP 45° Male Elbow</p>  <p>p. A22</p>	<p>372PLP Male Branch Tee</p>  <p>p. A24</p>	<p>371PLP Male Run Tee</p>  <p>p. A25</p>	<p>368PLP Male Y Connector</p>  <p>p. A26</p>	
	<p>368PLPD Double Y Male Connector</p>  <p>p. A27</p>	<p>Metric Tube to NPTF</p>	<p>W369PLP Male Elbow</p>  <p>p. A20</p>	<p>W372PLP Male Branch Tee</p>  <p>p. A23</p>	<p>Metric Tube to Female BSP</p>	<p>370PLP Female Elbow</p>  <p>p. A27</p>	
	<p>32PLP Union</p>  <p>p. A30</p>		<p>365PLP Union Elbow</p>  <p>p. A30</p>	<p>364PLP Union Tee</p>  <p>p. A31</p>		<p>362PLP Union Y</p>  <p>p. A31</p>	<p>362PLPD Double Union Y</p>  <p>p. A32</p>
<p>Metric Tube to Metric Tube</p>	<p>24PLPD Double Multiple Tee</p>  <p>p. A33</p>	<p>347PLP Cross</p>  <p>p. A33</p>	<p>32PLPRC Connector for 2 Tubes</p>  <p>p. A37</p>	<p>32PLPDRC Connector for 3 Tubes</p>  <p>p. A37</p>	<p>Metric Bulkhead Unions</p>	<p>32PLPBH Bulkhead Union</p>  <p>p. A32</p>	<p>365PLPBH Bulkhead Elbow</p>  <p>p. A32</p>
		<p>369PLPSP Plug-In Elbow</p>  <p>p. A33</p>	<p>369PLPSPX Extended Plug-In Elbow</p>  <p>p. A34</p>	<p>379PLPSP Plug-In 45° Male Elbow</p>  <p>p. A34</p>		<p>372PLPSP Plug-In Branch Tee</p>  <p>p. A34</p>	<p>371PLPSP Plug-In Run Tee</p>  <p>p. A35</p>
<p>Metric Plug-ins</p>	<p>362PLPSPD Double Plug-In Y</p>  <p>p. A35</p>	<p>67PLP Tube Reducer</p>  <p>p. A36</p>	<p>32PLPSP Tube Expander</p>  <p>p. A36</p>	<p>32PLPSP Tube Converter</p>  <p>p. A36</p>	<p>322PLPSP Barbed Connector</p>  <p>p. A37</p>	<p>Metric Banjo Fittings</p>	<p>369PLPBJ Single Banjo</p>  <p>p. A28</p>
		<p>369PLPBJB Single Banjo Body</p>  <p>p. A28</p>	<p>32PLPDJB Double Banjo Body</p>  <p>p. A28</p>	<p>369PLPTJB Twin Banjo Body</p>  <p>p. A28</p>	<p>68BJB Single Banjo Bolt</p>  <p>p. A28</p>		<p>68BJBD Double Banjo Bolt</p>  <p>p. A29</p>



A

376PLPBJ
Banjo with Female Bolt



p. A29

369PLPTJ
Twin Banjo



p. A29

32PLPDJ
Double Banjo



p. A29

Auxiliary Component

63PLP
Double Male Union



p. A35

639PLP
Plug



p. A37