



High Pressure Carbon Steel Ball Valves Series 500HP, 506HP, 507HP

MATERIALS OF CONSTRUCTION	
VALVE BODY:	CARBON STEEL
BALL:	STEEL
SEATS:	DELTRIN WITH MOLYBDENUM DISULPHIDE
STEM SEALS:	NITRILE O-RINGS
HANDLE:	STEEL

SPECIFICATIONS	
PRESSURE RANGE:	6,000 PSI
TEMPERATURE RANGES:	-10° TO +210°F
OPERATING INSTRUCTIONS	QUARTER TURN IS "ON" OR "OFF" (PROVIDES POSITIVE STOP ACTION FOR FULL SHUTOFF.)

STYLE	TYPE	MATERIAL	SIZE
V	590	HP	-4
STYLE	V-VALVE VP-VALVE, PADLOCKING HANDLE		
TYPE	500-FEMALE/FEMALE NPT PORTS		
MATERIAL	HP-HIGH PRESSURE CARBON STEEL		
SIZE	4-1/4", 6-3/8", 8-1/2", 12-3/4", 16-1", 20-1 1/4", 24-1 1/2", 32-2"		

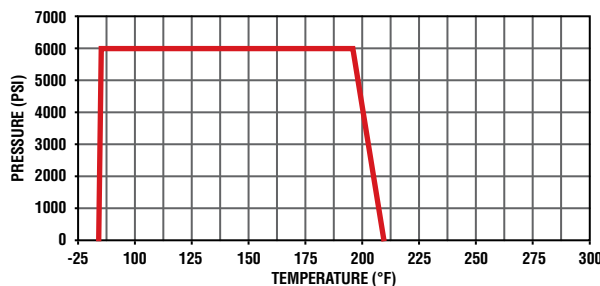
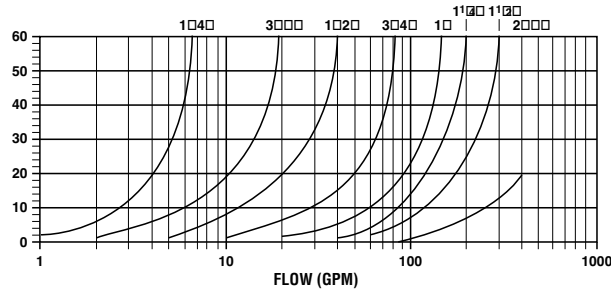
STYLE	TYPE	MATERIAL	SIZE
V	506	HP	-4
STYLE	V-VALVE VP-VALVE, PADLOCKING HANDLE		
TYPE	506-FEMALE/FEMALE SAE STRAIGHT THREAD PORTS		
MATERIAL	HP-HIGH PRESSURE CARBON STEEL		
SIZE	4-1/4", 6-3/8", 8-1/2", 12-3/4", 16-1", 20-1 1/4", 24-1 1/2", 32-2"		

STYLE	TYPE	MATERIAL	SIZE
V	507	HP	-M18
STYLE	V-VALVE		
TYPE	507-FEMALE / FEMALE ISO 6149 PORTS		
MATERIAL	HP-HIGH PRESSURE CARBON STEEL		
SIZE	M18X1.5, M27X2		



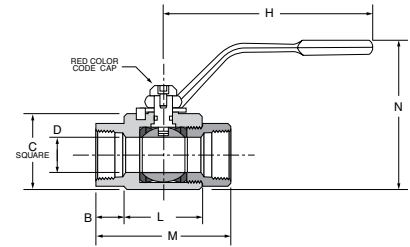
Parker's industrial ball valve product line is intended for general purpose use. Please be aware that ball valves are intended for use in the fully open or closed positions. Depending on application conditions, throttling of the valve may result in premature seal failure and/or inability to turn the valve handle.

Pressure Drop (PSI)



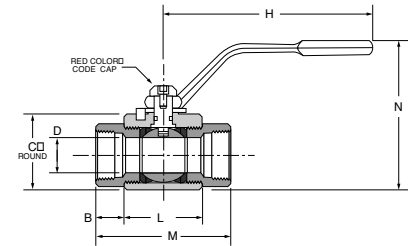
6000 PSI Female-Female Pipe Ends XV500HP-X

PART NO.	PIPE THREAD (NPT)	B	C	H	L	M	N	FLOW DIA. D
XV500HP-4	1/4-18	.69	1.38	4.50	1.44	2.75	2.94	.240
XV500HP-6	3/8-18	.56	1.50	4.50	1.69	2.88	3.06	.390
XV500HP-8	1/2-14	.75	1.63	4.50	1.88	3.38	3.19	.510
XV500HP-12	3/4-14	.69	2.25	7.00	2.41	3.81	4.69	.790
XV500HP-16	1-11.5	.94	2.50	7.00	2.56	4.50	4.94	.950



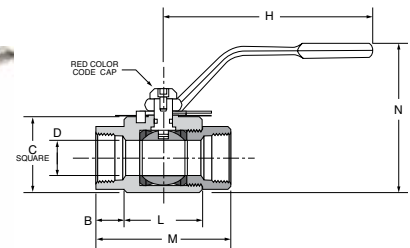
6000 PSI Female-Female Pipe Ends XV500HP-X (LARGE)

PART NO.	PIPE THREAD (NPT)	B	C	H	L	M	N	FLOW DIA. D
XV500HP-20	1 1/4-11.5	.85	3.25	10.00	3.15	4.84	6.31	1.26
XV500HP-24	1 1/2-11.5	.99	3.75	10.00	3.35	5.33	6.76	1.50
XV500HP-32	2-11.5	1.30	4.50	10.00	3.94	6.54	7.42	1.89



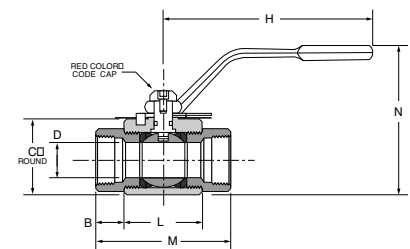
6000 PSI Locking-Female-Female Pipe Ends XVP500HP-X

PART NO.	PIPE THREAD (NPT)	B	C	H	L	M	N	FLOW DIA. D
XVP500HP-4	1/4-18	.69	1.38	4.50	1.44	2.75	2.94	.240
XVP500HP-6	3/8-18	.56	1.50	4.50	1.69	2.88	3.06	.390
XVP500HP-8	1/2-14	.75	1.63	4.50	1.88	3.38	3.19	.510
XVP500HP-12	3/4-14	.69	2.25	7.00	2.41	3.81	4.69	.790
XVP500HP-16	1-11.5	.94	2.50	7.00	2.56	4.50	4.94	.950



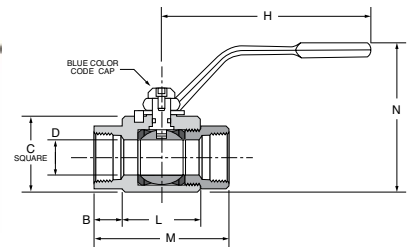
6000 PSI Locking-Female-Female Pipe Ends XVP500HP-X (LARGE)

PART NO.	PIPE THREAD (NPT)	B	C	H	L	M	N	FLOW DIA. D
XVP500HP-20	1 1/4-11.5	.85	3.25	10.00	3.15	4.84	6.31	1.26
XVP500HP-24	1 1/2-11.5	.99	3.75	10.00	3.35	5.33	6.76	1.50
XVP500HP-32	2-11.5	1.30	4.50	10.00	3.94	6.54	7.42	1.89



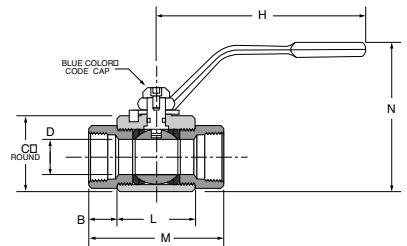
**6000 PSI Female-Female Straight Thread Ends
XV506HP-X**

PART NO.	SAE J1926-1 THREAD	B	C	H	L	M	N	FLOW DIA. D
XV506HP-4	7/16-20 UNF	.69	1.38	4.50	1.44	2.75	2.94	.240
XV506HP-6	9/16-18 UNF	.56	1.50	4.50	1.69	2.88	3.06	.390
XV506HP-8	3/4-16 UNF	.75	1.63	4.50	1.88	3.38	3.19	.510
XV506HP-12	1 1/16-12 UNF	.69	2.25	7.00	2.41	3.81	4.69	.790
XV506HP-16	1 5/16-12 UNF	.94	2.50	7.00	2.56	4.50	4.94	.950



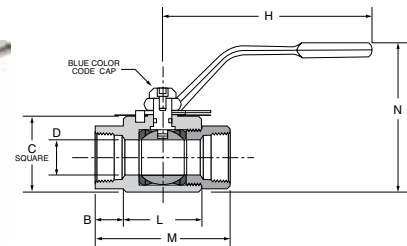
**6000 PSI Female-Female Straight Thread Ends
XV506HP-X (LARGE)**

PART NO.	SAE J1926-1 THREAD	B	C	H	L	M	N	FLOW DIA. D
XV506HP-20	1 5/8-12 UNF	.85	3.25	10.00	3.15	4.84	6.31	1.26
XV506HP-24	1 7/8-12 UNF	.99	3.75	10.00	3.35	5.33	6.76	1.50
XV506HP-32	2 1/2-12 UNF	1.30	4.50	10.00	3.94	6.54	7.42	1.89



**6000 PSI Locking-Female-Female Straight
Thread Ends XVP506HP-X**

PART NO.	SAE J1926-1 THREAD	B	C	H	L	M	N	FLOW DIA. D
XVP506HP-4	7/16-20 UNF	.69	1.38	4.50	1.44	2.75	2.94	.240
XVP506HP-6	9/16-18 UNF	.56	1.50	4.50	1.69	2.88	3.06	.390
XVP506HP-8	3/4-16 UNF	.75	1.63	4.50	1.88	3.38	3.19	.510
XVP506HP-12	1 1/16-12 UNF	.69	2.25	7.00	2.41	3.81	4.69	.790
XVP506HP-16	1 5/16-12 UNF	.94	2.50	7.00	2.56	4.50	4.94	.950



**6000 PSI Locking-Female-Female Straight
Thread Ends XVP506HP-X (LARGE)**

PART NO.	SAE J1926-1 THREAD	B	C	H	L	M	N	FLOW DIA. D
XVP506HP-20	1 5/8-12 UNF	.85	3.25	10.00	3.15	4.84	6.31	1.26
XVP506HP-24	1 7/8-12 UNF	.99	3.75	10.00	3.35	5.33	6.76	1.50
XVP506HP-32	2 1/2-12 UNF	1.30	4.50	10.00	3.94	6.54	7.42	1.89

