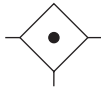
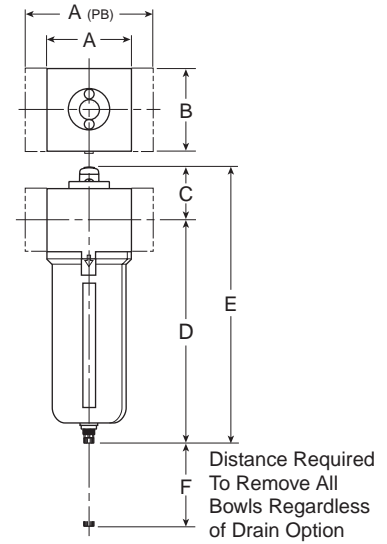


P3NF Coalescing Filters – Hi-Flow



Features

- Port blocks (PB) available to provide 1-1/2" port extension to 1" ported bodies.
- Metal bowl with sight gauge.
- Large filter element surface guarantees low pressure drop and increased element life.
- Twist Drain as standard, optional automatic float drain.
- High Flow: Grade 6 Element
 - 3/4" – 130 SCFM[§]
 - 1" – 140 SCFM[§]
 - 1-1/2"[†] – 150 SCFM[§]
- Grade 10 Element
 - 3/4" – 195 SCFM[§]
 - 1" – 215 SCFM[§]
 - 1-1/2"[†] – 225 SCFM[§]



Port Size	NPT	
	Twist Drain	Automatic Float Drain
Metal Bowl / Sight Gauge		
3/4"	P3NFA96DSM	P3NFA96DSA
1"	P3NFA98DSM	P3NFA98DSA
1-1/2" [†]	P3NFA9PDSM	P3NFA9PDSA

P3NF Coalescing Filter Dimensions		
A 3.62 (92)	A (PB) 5.91 (150)	B 3.62 (92)
C 2.30 (58.5)	D † 9.57 (243)	E † 11.90 (302)
F 4.92 (125)		

Standard part numbers shown bold for Grade 6 Elements (for Grade 10 Elements, replace "D" with "Q" in the 8th position). For other models refer to ordering information below.

[†] 1" Port Body with 1-1/2" Port Block.

[§] SCFM = Standard cubic feet per minute at 90 psig inlet and 5 psig pressure drop.

Inches (mm)

[†] With Twist Drain or Automatic Float Drain

Ordering Information



Design Level

Port Type
1* G Thread (BSPP) Female
2 Rc Thread (BSPT) Female
9 NPT Female

* 3/4 & 1 inch meet ISO 1179-1 Standard.

Port Size
6 3/4" (w/o Port Blocks)
8 1" (w/o Port Blocks)
P 1-1/2" Port Blocks (w/ 1" Ported Body)

Element
w/ DPI Indicator
D Grade 6
Q Grade 10

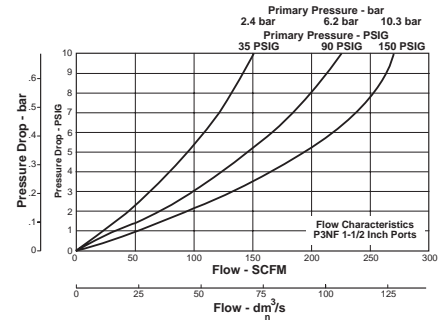
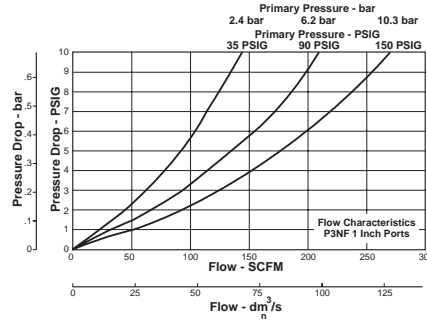
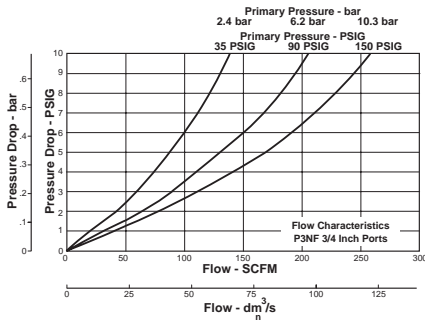
Bowl
S Metal Bowl w/ Sight Gauge

Drain
M Twist Drain
A Automatic Float Drain

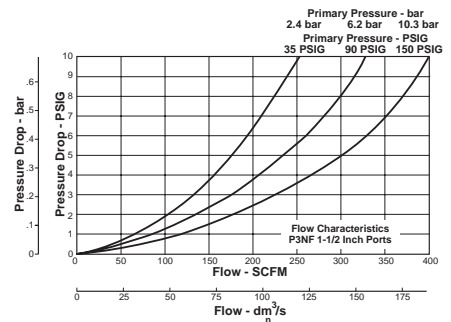
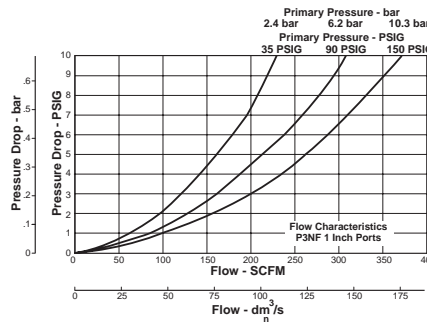
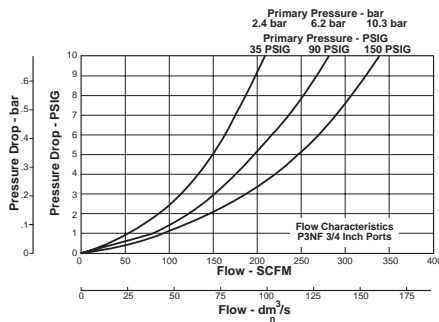
BOLD ITEMS ARE MOST POPULAR.

Technical Information

Grade 6



Grade 10



P3NF Coalescing Filter Kits & Accessories

Bowl Kits –

Metal Bowl –

- Sight Gauge / Automatic Float Drain P3NKA00BSA
- Sight Gauge / Twist Drain P3NKA00BSM
- Sight Gauge / Push 'N' Drain P3NKA00BSP

Bowl Latch Kit C11A33

DPI Replacement Kit PS781P

Drain Kit –

- Automatic Float Drain PS506P
- Semi-Auto Drain PS511P
- Twist Drain PS512P
- Push 'N' Drain PS513P

Filter Elements – Grade 6 (Standard) P3NKA00ESCB
 Grade 10 (Optional) P3NKA00ES9

Sight Gauge Kit P3NKA00PE

Mounting Bracket Kit* P3NKA00MW

* If 1-1/2 BSPP E02 fittings are required, use P3NKA00BMW.

Specifications

Bowl Capacity 18.0 Ounces

Sump Capacity 6.8 Ounces

Filter Element –

- Borosilicate & felt glass fibers 99.97% DOP efficiency
- Largest Aerosol Particle Passed (Grade 6) 0.01 Micron
- Largest Solid Particle Passed (Grade 6) 0.30 Micron

Pressure & Temperature Rating – 0 to 250 psig (0 to 17.2 bar)
 32°F to 175°F (0°C to 80°C)

Automatic Float Drain – 15 to 250 psig (1.0 to 17.2 bar)

Materials of Construction

Body & Bowl Aluminum

Deflector Plastic

Drain Plastic

Seals Nitrile

Sight Gauge Polyamide (Nylon)

Weight – 3/4" 3.5 lb. (1.6 kg)

1" 3.5 lb. (1.6 kg)

1-1/2" † 4.6 lb. (2.1 kg)

† 1" Port Body with 1-1/2" Port Block.



Product
 Selection

Filters

Coalescers

Regulators

Filter /
 Regulators

Lubricators

Compos

Accessories