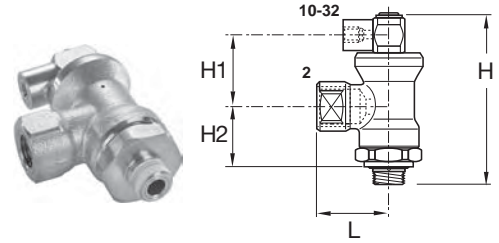


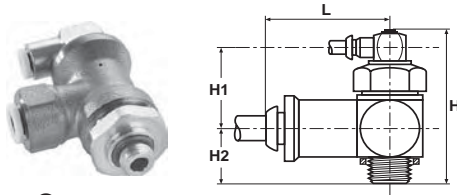
FC601 Push-to-Connect Lock Out Valves

Part No.	Tube Size (in)	NPT	Hex (mm)	H	H1	H2	L
FC601-4-2	1/4	1/8	21	2.03	1.24	0.79	1.10
FC601-4-4	1/4	1/4	21	2.03	1.24	0.79	1.10
FC601-6-6	3/8	3/8	24	2.19	1.14	1.04	1.38
FC601-8-8	1/2	1/2	24	2.19	1.14	1.04	1.69



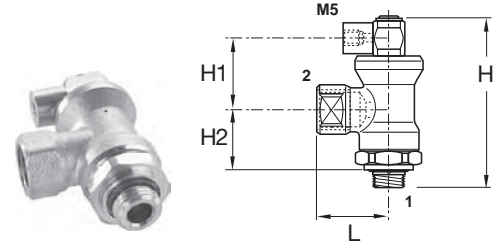
FC602 Threaded Port Lock Out Valves

Part No.	1 NPT	2 NPT	Hex (mm)	H	H1	H2	L
FC602-2	1/4	1/8	21	2.03	1.24	0.79	1.04
FC602-4	1/4	1/4	21	2.03	1.24	0.79	1.04
FC602-6	3/8	3/8	24	2.19	1.14	1.04	1.34
FC602-8	1/2	1/2	24	2.19	1.14	1.04	1.57



FC601 Push-to-Connect Lock-Out Valve - BSPP

Part No.	Tube Size (mm)	BSPP	Hex 1 (mm)	H	H1	H2	L
FC601-6M-2G	6	1/8	21	53	24.5	21.0	28.0
FC601-6M-4G	6	1/4	21	53	24.5	21.0	28.0
FC601-8M-4G	8	1/4	21	53	24.5	21.0	28.0
FC601-8M-6G	8	3/8	24	56	25.0	23.0	34.5
FC601-10M-6G	10	3/8	24	56	25.0	23.0	35.0
FC601-12M-8G	12	1/2	24	56	25.0	23.0	37.5



FC608 Threaded Port Lock-Out Valve - BSPP

Part No.	BSPP 1	BSPP 2	Hex 1 (mm)	H	H1	H2	L
FC608-4G-2G	1/8	1/4	21	53	24.5	21.0	28.0
FC608-4G-4G	1/4	1/4	21	53	24.5	21.0	28.0
FC608-6G-6G	3/8	3/8	24	56	25.0	23.0	34.0
FC608-8G-8G	1/2	1/2	24	56	25.0	23.0	41.0

H

Product Index

Compact Flow Controls

Miniature Flow Controls

Swivel Flow Controls

Plug-In Flow Controls

In-Line Flow Controls

Metal Flow Controls

Check Valves

Blocking Valves

Threshold Sensors

