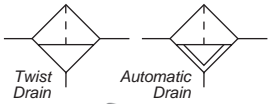
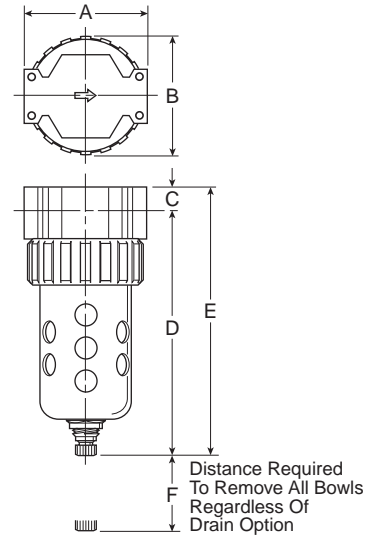


## 06F Filters – Compact



### Features

- Excellent water removal efficiency.
- Unique deflector plate and shroud creates a swirling of the air stream ensuring maximum water and dirt separation.
- Large filter element surface guarantees low pressure drop and increased element life.
- Optional automatic float drain available.
- Shown with recommended metal bowl guard.
- High Flow: 1/4" – 53 SCFM<sup>§</sup>  
 3/8" – 80 SCFM<sup>§</sup>  
 1/2" – 85 SCFM<sup>§</sup>



C

Product Selection

Filters

Coalescers

Regulators

Filter / Regulators

Lubricators

Combos

Accessories

Port Size	NPT	
	Twist Drain	Automatic Float Drain
Poly Bowl <sup>†</sup> / Metal Guard		
1/4"	<b>06F12A*</b>	<b>06F16A*</b>
3/8"	<b>06F22A*</b>	<b>06F26A*</b>
1/2"	<b>06F32A*</b>	<b>06F36A*</b>
Metal Bowl / Sight Gauge		
1/4"	<b>06F14A*</b>	<b>06F18A*</b>
3/8"	<b>06F24A*</b>	<b>06F28A*</b>
1/2"	<b>06F34A*</b>	<b>06F38A*</b>

06F Filter Dimensions		
<b>A</b> 2.81 (71)	<b>B</b> 2.74 (70)	<b>C</b> .53 (13)
<b>D</b> 5.69 (145)	<b>D<sup>†</sup></b> 5.74 (146)	<b>E</b> 6.22 (158)
<b>E<sup>†</sup></b> 6.27 (159)	<b>F</b> 2.25 (57)	

Inches (mm)

<sup>†</sup> With Automatic Float Drain

Standard part numbers shown bold.

For other models refer to ordering information below.

<sup>†</sup> For polycarbonate bowl see Caution on page C2.

<sup>§</sup> SCFM = Standard cubic feet per minute at 90 psig inlet and 5 psig pressure drop.

### Ordering Information



Port Size
1 1/4 Inch
2 3/8 Inch
3 1/2 Inch

Bowl Options	
<u>Polycarbonate Bowl</u>	<u>Metal Bowl</u>
2 Metal Bowl Guard / Twist Drain	3 Twist Drain
6 Metal Bowl Guard / Auto Float Drain	4 Sight Gauge / Twist Drain
	7 Auto Float Drain
	8 Sight Gauge / Auto Float Drain

Elements
A 40 Micron
B 5 Micron

Engineering Level
* Will be Entered at Factory

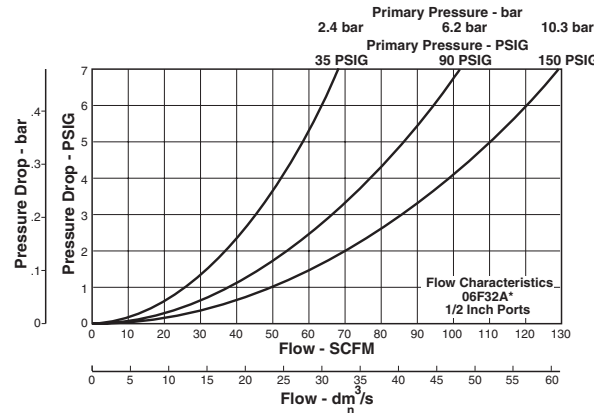
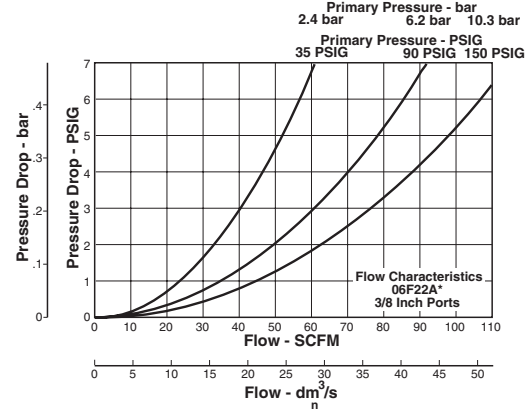
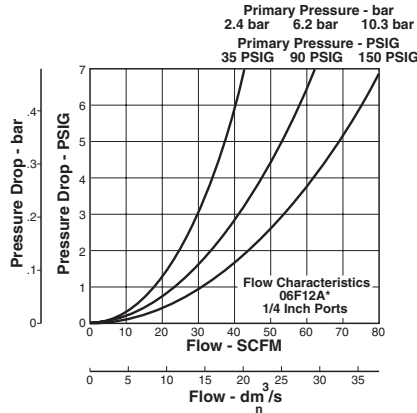
Options
Blank None

Port Type
Blank NPT
1* BSPP

\* 1/4 & 3/8 inch meet ISO 1179-1 Standard.

**BOLD ITEMS ARE MOST POPULAR.**

**Technical Information**



**06F Filter Kits & Accessories**

- Bowl Guard Kit ..... PS705P
- Bowl Kits –**
- Poly Bowl –
- Automatic Float Drain ..... PS722P
- Twist Drain ..... PS732P
- Metal Bowl –
- Automatic Float Drain ..... PS726P
- Twist Drain ..... PS734P
- Sight Gauge / Automatic Float Drain ..... PS723P
- Sight Gauge / Twist Drain ..... PS735P
- DPI Replacement Kit ..... PS781P
- Drain Kits –**
- Automatic Float Drain ..... PS506P
- Semi-Auto Drain ..... PS511P
- Twist Drain ..... PS512P
- Push 'N' Drain ..... PS513P
- Filter Element Kits –**
- 40 Micron ..... PS701P
- 5 Micron ..... PS702P
- Adsorber ..... PS731P
- Mounting Bracket Kit ..... PS743P
- Sight Gauge Kit ..... PS914P

**Specifications**

- Bowl Capacity ..... 4.4 Ounces
- Sump Capacity ..... 1.75 Ounces
- Port Threads ..... 1/4, 3/8, 1/2 Inch

**Pressure & Temperature Ratings –**

- Without Differential Pressure Indicator:
  - Polycarbonate Bowl – 0 to 150 psig (0 to 10.3 bar)  
 32°F to 125°F (0°C to 52°C)
  - Metal Bowl – 0 to 250 psig (0 to 17.2 bar)  
 32°F to 175°F (0°C to 80°C)
- With Differential Pressure Indicator: 0 to 150 psig (0 to 10.3 bar)  
 32°F to 125°F (0°C to 52°C)
- Automatic Float Drain – 15 to 250 psig (1.0 to 17.2 bar)

**Weight** ..... 1.4 lb. (0.6 kg)

**Materials of Construction**

- Body** ..... Zinc
- Bowls** ..... Transparent Polycarbonate or Metal (Zinc) With or Without Sight Gauge
- Bowl Guards** ..... Steel
- Collar** ..... Plastic
- Deflector, Shroud & Baffle** ..... Plastic
- Drains –**
- Twist Drain – Body & Nut ..... Plastic
- Push 'N' Drain –
- Body ..... Nitrile
- Stem ..... Brass
- Automatic Float Drain – Housing, Float ..... Plastic
- Seals ..... Nitrile
- Springs, Push Rod ..... Stainless Steel

**Filter Elements –**

- 40 Micron (Standard) ..... Plastic
- 5 Micron (Optional) ..... Plastic
- Adsorber (Optional) ..... Activated Charcoal
- Seals** ..... Nitrile
- Sight Gauge** ..... Polyamide

C
Product Selection
Filters
Coalescers
Regulators
Filter / Regulators
Lubricators
Combos
Accessories

