

# PRESSURE TRANSMITTERS

## Series 623 and 624

### Non-Incendive

model 624 has G1/2B or G1B flush diaphragm connections. Refer to the catalog for complete specifications. Do not torque the process connector with a force greater than 37 foot pounds.

For the 4 mA to 20 mA output version, install the power supply, transmitter and receiving instrument in series to form a 2-wire current loop. The transducer regulates the current in the loop.

The transmitter is classified for over-voltage category II and the pollution degree 1. For the voltage output version, the 3-wire system uses separate leads for the power supply and output signal. The 3rd lead is a common minus.

Use a NEC Class 02 power supply, low voltage and low current maximum 100 VA even under fault conditions.

### Maintenance

NOSHOK series 623 and 624 non-incendive pressure transmitters require no maintenance. They are calibrated at the factory using pressure standards traceable to N.I.S.T. There are no user available adjustments.



*(Factory Mutual and Canadian Standards Association Approved)*



*The  
Instrumentation  
Company*

### CORPORATE HEADQUARTERS

1010 West Bagley Road  
Berea, Ohio 44017  
440.243.0888  
440.243.3472 Fax  
E-mail: [noshok@noshok.com](mailto:noshok@noshok.com)  
Web: [www.noshok.com](http://www.noshok.com)

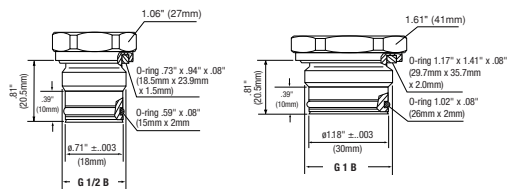
## General

NOSHOK series 623 and 624 pressure transmitters are approved as non-incendive for Class I, Division 2, Groups A, B, C and D; Dust Ignition-proof for Class II, Division 1, Groups E, F and G; FM standards according to FMRC 3600, 3611 and 3810.

These transmitters must be installed and operated according to NEC and local codes. Improper installation or modifications to the electrical connection will void the hazardous approval rating.

### Model 624 front flush connections

For ranges 0 to 30 psi and higher For ranges less than 0 to 30 psi



#### NOTES: U.S. INSTALLATIONS

1. INSTALL PER NATIONAL ELECTRICAL CODE AND LOCAL CODES, AS APPLICABLE
2. TO MAINTAIN TYPE 4X SEALING OF SERIES 623, 624 TRANSDUCER, USE THREAD SEALANT WHEN INSTALLING CONDUIT

#### SERIES 623, 624 APPROVED/CERTIFIED NON-INCENDIVE TRANSDUCER

4 mA to 20 mA		1-5V, 0.5-4.5V			
+ Supply	1	BROWN			
+ Output	2	GREEN			
	3	WHITE			
	4	BARE			

#### HAZARDOUS LOCATION

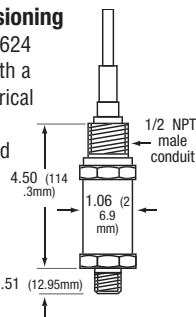
THIS EQUIPMENT IS SUITABLE FOR LOCATIONS:

- CLASS I, DIVISION 2, GROUPS A, B, C, D  
CLASS II, DIVISION 1, GROUPS E, F, G

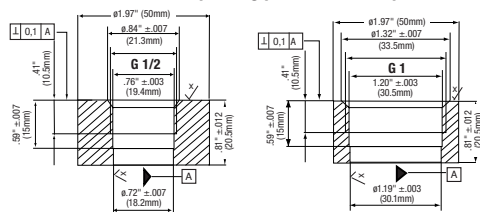
## Installation and commissioning

NOSHOK series 623 and 624 transmitters are supplied with a 1/2" NPT male conduit electrical connection with a 6 ft jacketed cable. Series 623 and 624 transmitters meet the requirements of a single seal device as defined by ANSI/ISA 12.27.01-2003.

Series 623 has a thread-processed connection and



### Model 624 corresponding port weld-on adapter



For ranges 0 to 30 psi and higher

For ranges less than 0 to 30 psi

### 4 mA to 20 mA 2-wire

WIRE	COLOR
+ Supply	BROWN
+ Output	GREEN

1 Vdc to 5 Vdc  
5 Vdc to 4.5 Vdc  
3-wire

WIRE	COLOR
+ Supply	BROWN
Common	GREEN
+ Output	WHITE