


VALVE CONNECTORS

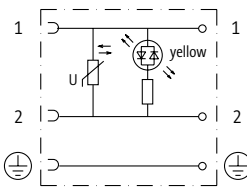
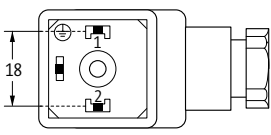
SVS Eco, LED

- Field-wireable
- Screw terminals

Approvals: 

Form A (18 mm)



1 Form	29005	29085	29165		
Type	24 V AC/DC	110 V AC/DC	230 V AC/DC		
	LED and VDR	LED and VDR	LED and VDR		
	metric	metric	metric		
Circuit diagram					
Contact figure	Cable outlet can be turned in 90° steps				
Contact layout					
Technical Data					
Operating voltage	24 V AC/DC ±10 %	110 V AC/DC ±10 %	230 V AC/DC ±10 %		
Operating current per contact	max. 1.5 A				
Connection cross section	0.5...1.5 mm ²				
Sealing range (cable diameter)	6..8 mm				
Locking of ports	M3 (recommended torque 0.4 Nm)				
Compression gland	M16 × 1.5 mm				
Contact figure	Cable outlet can be turned in 90° steps				
Protection	IP65 inserted and tightened				
Temperature range	-40...+60 °C				
Article No.					
The composition of your article number is explained on page 3.1.i	<u>7</u> <u>0</u> <u>0</u> <u>0</u>	-	-	<u>0</u> <u>0</u> <u>0</u>	<u>0</u> <u>0</u> <u>0</u> <u>0</u>
	1 Form				
Notes	Other versions on request.				