

Sheet steel

Modular cabinets H395, D-15.75"

Features

- Strong
- Easy to work with
- Modular
- Ingenious in detail

Product Description

Modular cabinets with single or double door design. Available with or without mounting plate.

- Grounding per DIN EN 60439-1, grounding studs M8x20 on all moving and removable parts, as well as top and bottom panels.
- Flanged edges form rain gutter and prevent dust and water from entering the cabinet
- Doors with foamed gaskets; can be mounted at right or left side – standard is right side.
- 120° hidden hinges, which can be easily exchange with 180° hinges
- Locking with 3 mm double mandrel bolt
- With bolted reinforcement and attachment frame of solid square tubes perforated with 4.5 mm holes every 25 mm
- Top plate can be removed; 4 transport lugs

M12 per DIN 580:2003-08

- Bottom with three-part , adjustable base plate and mounting holes 10.6 mm
- Mounting plates adjustable to depth every 25 mm. Quick and easy mounting via häwa locking brackets
- Excellent surface finish protection with improved pretreatment of the sheet metals by iron phosphatization and chrome-free repassivation as well as pollution free powder coating

Technical Data

- Depth = 15.75"
- Material: Sheet steel
- Surface finish: Powder coated RAL 7035
- Metal thickness door: 2 mm; 14 ga
- Metal thickness frame: 2 mm; 14 ga
- Metal thickness rear wall: 1.5 mm; 16 ga
- Approvals: UL
- Protection type: IP55

Scope of Delivery

- Cabinet complete with hinged front door,

bolted rear panel, lifting eyes, top and bottom cable entry plates and one key

Note

Rear hinged door, or other modifications are non stock items, price upon request

Accessories

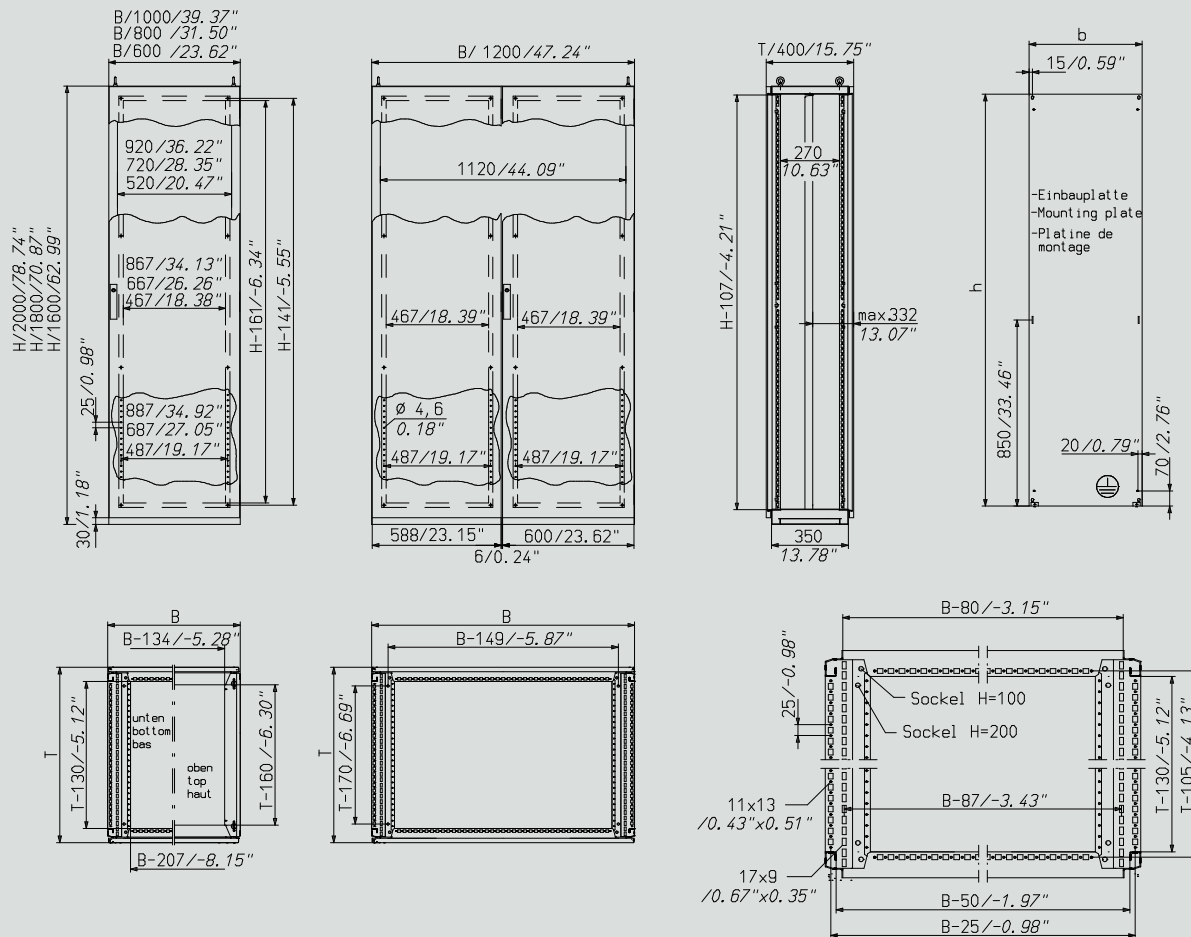
- Connecting bolts → page 22
- Mounting kits for grounding straps → page 22
- Joining rubber gasket → page 22
- Enhancement kits IP 56 for H395/H375 → page 22
- Joining brackets → page 22
- Connector → page 22
- Bases height 7.87" → page 23
- Base Cross rail → page 23
- Bases height 3.94" for H390 and H395 → page 23
- Side panel for H395 → page 22

Dimensions (WxHxD)		Metal thickness Mounting plate		Weight		Art. Nr.	
mm	inch	mm	ga	kg	lbs	without mounting plate	with mounting plate
600 x 1.600 x 400	23,62 x 62,99 x 15,75	2,5	12	63,5	140,02	0395-6016-40-07	
600 x 1.600 x 400	23,62 x 62,99 x 15,75	2,5	12	80	176,4		0395-6016-40-17
600 x 1.800 x 400	23,62 x 70,87 x 15,75	2,5	12	68	149,94	0395-6018-40-07	
600 x 1.800 x 400	23,62 x 70,87 x 15,75	2,5	12	87	191,84		0395-6018-40-17
600 x 2.000 x 400	23,62 x 78,74 x 15,75	2,5	12	73,5	162,07	0395-6020-40-07	
600 x 2.000 x 400	23,62 x 78,74 x 15,75	2,5	12	95	209,48		0395-6020-40-17
800 x 1.600 x 400	31,5 x 62,99 x 15,75	2,5	12	75,5	166,48	0395-8016-40-07	
800 x 1.600 x 400	31,5 x 62,99 x 15,75	2,5	12	99	218,3		0395-8016-40-17
800 x 1.800 x 400	31,5 x 70,87 x 15,75	2,5	12	82,5	181,91	0395-8018-40-07	
800 x 1.800 x 400	31,5 x 70,87 x 15,75	2,5	12	109	240,34		0395-8018-40-17
800 x 2.000 x 400	31,5 x 78,74 x 15,75	2,5	12	88,5	195,14	0395-8020-40-07	
800 x 2.000 x 400	31,5 x 78,74 x 15,75	2,5	12	118	260,19		0395-8020-40-17
1.000 x 1.800 x 400	39,37 x 70,87 x 15,75	3	11	97	213,88	0395-1018-40-07	
1.000 x 1.800 x 400	39,37 x 70,87 x 15,75	3	11	137	302,08		0395-1018-40-17
1.000 x 2.000 x 400	39,37 x 78,74 x 15,75	3	11	104,5	230,42	0395-1020-40-07	
1.000 x 2.000 x 400	39,37 x 78,74 x 15,75	3	11	149	328,54		0395-1020-40-17

Dimensions (WxHxD)		Metal thickness Mounting plate		Weight		Art. Nr.	
mm	inch	mm	ga	kg	lbs	without mounting plate	with mounting plate
1.200 x 1.600 x 400	47,24 x 62,99 x 15,75	3	11	102,5	226,01	0395-1216-40-07²⁾	
1.200 x 1.600 x 400	47,24 x 62,99 x 15,75	3	11	145	319,72		0395-1216-40-17²⁾
1.200 x 1.800 x 400	47,24 x 70,87 x 15,75	3	11	115	253,58	0395-1218-40-07²⁾	
1.200 x 1.800 x 400	47,24 x 70,87 x 15,75	3	11	163	359,42		0395-1218-40-17²⁾
1.200 x 2.000 x 400	47,24 x 78,74 x 15,75	3	11	123,5	272,32	0395-1220-40-07²⁾	
1.200 x 2.000 x 400	47,24 x 78,74 x 15,75	3	11	177	390,28		0395-1220-40-17²⁾

²⁾ with two doors

Technical Information



Sheet steel

Accessories

Connector set Standard Details → page 189

	Description	Order No.
	For modular installation of cabinets	0396-7002-00-43


Joining rubber gasket Details → page 174

	Description	Order No.
	One-sided self-adhesive with oil-resistant adhesive	3080-0102-18-00


Connector set Details → page 189

	Description	Order No.
	For modular installation of cabinets	0396-7032-01-43

Joining brackets Details → page 188

	Description	Order No.
	Brackets for joining adjacent modular cabinets.	0396-0010-00-00


Joining flange adaptor Details → page 188

	Description	Order No.
	For modular cabinet assembly.	0396-0012-00-00


Mounting kits for grounding straps Details → page 166

	Description	Order No.
	For H375/H395 cabinets Hardware for mounting grounding straps in häwa modular cabinets	3080-9036-03-95

Side panel H395 Details → page 94


	Description	suitable for height		suitable for depth		Dimension HS		Dimension TS		Order No.
		mm	inch	mm	inch	mm	inch	mm	inch	
	For installation of outward side panels of modular cabinets H395	1,600	62.99	400	15.75	1,596	62.83	350	13.78	0396-7016-40-67
		1,800	70.87	400	15.75	1,796	70.71	350	13.78	0396-7018-40-67
2,000		78.74	400	15.75	1,996	78.58	350	13.78	0396-7020-40-67	

Enhancement kits IP 56 for H395/H375 Details → page 174


	Description	Order No.
	Gasket 10x2 mm, self-adhesive, and sealing washers, 11 mm diameter, for additional sealing of side panels and fittings To increase IP rating from IP55 to IP56 for all H395 and H375 modular cabinets	0396-7056-01-00

Sheet steel


Bases height 3.94" Details → page 95

	Description	Dimension S		suitable for width		suitable for depth		Dimension T		Order No.
		mm	inch	mm	inch	mm	inch	mm	inch	
	For free-standing single and ganged-together modular cabinets Rugged U-profiles High lifting capacity	305	12.01	600	23.62	400	15.75	350	13.78	0396-6001-40-17
		305	12.01	800	31.5	400	15.75	350	13.78	0396-8001-40-17
		305	12.01	1,000	39.37	400	15.75	350	13.78	0396-1001-40-17
		305	12.01	1,200	47.24	400	15.75	350	13.78	0396-1201-40-17

Bases height 7.87" Details → page 98

	Description	suitable for width		suitable for depth		Dimension T		Order No.
		mm	inch	mm	inch	mm	inch	
	Quick and easy installation For free-standing single and ganged-together modular cabinets High lifting capacity	600	23.62	400	15.75	350	13.78	0396.6002.40.17
		800	31.5	400	15.75	350	13.78	0396.8002.40.17
		1,000	39.37	400	15.75	350	13.78	0396.1002.40.17
		1,200	47.24	400	15.75	350	13.78	0396.1202.40.17


Base Cross rail Details → page 102

	Description	suitable for depth		Order No.
		mm	inch	
	Base cross rail for installation in upper or lower section of 200 mm high base. Additional strengthening of ganged together bases To build multiple levels within base	400	15.75	0396-0000-40-07

Hex attachment screw Details → page 182

	Order No.

Hex-nut Verbus Tensilock Details → page 183

	Description	Thread	Order No.

Sheet steel

Modular cabinets H395, D-19.69“

Features

- Strong
- Easy to work with
- Modular
- Ingenious in detail

Product Description

Modular cabinets with single or double door design. Available with or without mounting plate.

- Grounding per DIN EN 60439-1, grounding studs M8x20 on all moving and removable parts, as well as top and bottom panels.
- Flanged edges form rain gutter and prevent dust and water from entering the cabinet
- Doors with foamed gaskets; can be mounted at right or left side – standard is right side.
- 120° hidden hinges, which can be easily exchange with 180° hinges
- Locking with 3 mm double mandrel bolt
- With bolted reinforcement and attachment frame of solid square tubes perforated with 4.5 mm holes every 25 mm
- Top plate can be removed; 4 transport lugs M12 per DIN 580:2003-08

- Bottom with three-part , adjustable base plate and mounting holes 10.6 mm
- Mounting plates adjustable to depth every 25 mm. Quick and easy mounting via häwa locking brackets
- Excellent surface finish protection with improved pretreatment of the sheet metals by iron phosphatization and chrome-free repassivation as well as pollution free powder coating

Technical Data

- Depth=19.69“
- Material: Sheet steel
- Surface finish: Powder coated RAL 7035
- Metal thickness door: 2 mm; 14 ga
- Metal thickness frame: 2 mm; 14 ga
- Metal thickness rear wall: 1.5 mm; 16 ga
- Approvals: UL
- Protection type: IP55

Further technical information → page 21

Scope of Delivery

- Cabinet complete with hinged front door, bolted rear panel, lifting eyes, top and bottom

cable entry plates and one key

Note

Rear hinged door, or other modifications are non stock items, price upon request

Accessories

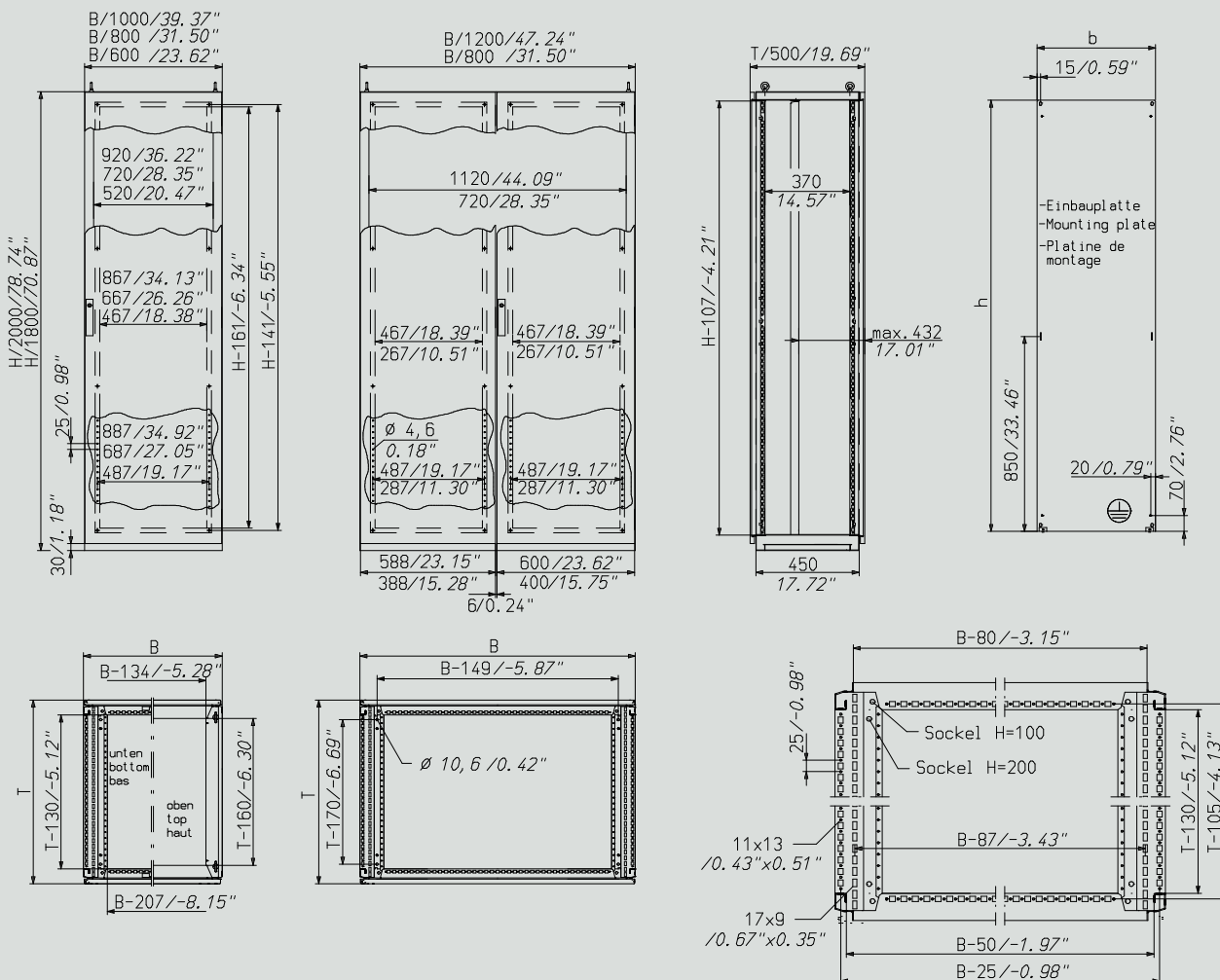
- Connecting bolts → page 26
- Mounting kits for grounding straps → page 26
- Joining rubber gasket → page 26
- Enhancement kits IP 56 for H395/H375 → page 26
- Joining brackets → page 26
- Connector → page 26
- Base Cross rail → page 27
- Side panel for H395 → page 26
- Bases height 3.94“ for H390 and H395 → page 27
- Bases height 7.87“ → page 27

Dimensions (WxHxD)		Metal thickness Mounting plate		Weight		Order No.	
mm	inch	mm	ga	kg	lbs	without mounting plate	with mounting plate
600 x 1.800 x 500	23,62 x 70,87 x 19,69	2,5	12	71	156,56	0395-6018-50-07	
600 x 1.800 x 500	23,62 x 70,87 x 19,69	2,5	12	90	198,45		0395-6018-50-17
600 x 2.000 x 500	23,62 x 78,74 x 19,69	2,5	12	76,5	168,68	0395-6020-50-07	
600 x 2.000 x 500	23,62 x 78,74 x 19,69	2,5	12	98	216,09		0395-6020-50-17
800 x 1.800 x 500	31,5 x 70,87 x 19,69	2,5	12	85,5	188,53	0395-8018-50-07 0395-8218-50-07²⁾	
800 x 1.800 x 500	31,5 x 70,87 x 19,69	2,5	12	112	246,96		0395-8018-50-17 0395-8218-50-17²⁾
800 x 2.000 x 500	31,5 x 78,74 x 19,69	2,5	12	92,5	203,96	0395-8020-50-07 0395-8220-50-07²⁾	
800 x 2.000 x 500	31,5 x 78,74 x 19,69	2,5	12	122	269,01		0395-8020-50-17 0395-8220-50-17²⁾
1.000 x 1.800 x 500	39,37 x 70,87 x 19,69	3	11	100	220,5	0395-1018-50-07	
1.000 x 1.800 x 500	39,37 x 70,87 x 19,69	3	11	140	308,7		0395-1018-50-17
1.000 x 2.000 x 500	39,37 x 78,74 x 19,69	3	11	107,5	237,04	0395-1020-50-07	
1.000 x 2.000 x 500	39,37 x 78,74 x 19,69	3	11	152	335,16		0395-1020-50-17

Dimensions (WxHxD)		Metal thickness Mounting plate		Weight		Order No.	
mm	inch	mm	ga	kg	lbs	without mounting plate	with mounting plate
1.200 x 1.800 x 500	47,24 x 70,87 x 19,69	3	11	119	262,4	0395-1218-50-07²⁾	
1.200 x 1.800 x 500	47,24 x 70,87 x 19,69	3	11	167	368,24		0395-1218-50-17²⁾
1.200 x 2.000 x 500	47,24 x 78,74 x 19,69	3	11	128,5	283,34	0395-1220-50-07²⁾	
1.200 x 2.000 x 500	47,24 x 78,74 x 19,69	3	11	182	401,31		0395-1220-50-17²⁾

²⁾ with two doors


Technical Information



Sheet steel

Accessories

Connector set Standard Details → page 189

	Description	Order No.
	For modular installation of cabinets	0396-7002-00-43


Joining rubber gasket Details → page 174

	Description	Order No.
	One-sided self-adhesive with oil-resistant adhesive	3080-0102-18-00


Connector set Details → page 189

	Description	Order No.
	For modular installation of cabinets	0396-7032-01-43

Joining brackets Details → page 188

	Description	Order No.
	Brackets for joining adjacent modular cabinets.	0396-0010-00-00


Joining flange adaptor Details → page 188

	Description	Order No.
	For modular cabinet assembly.	0396-0012-00-00


Mounting kits for grounding straps Details → page 166

	Description	Order No.
	For H375/H395 cabinets Hardware for mounting grounding straps in häwa modular cabinets	3080-9036-03-95

Side panel H395 Details → page 94


	Description	suitable for height		suitable for depth		Dimension HS		Dimension TS		Order No.
		mm	inch	mm	inch	mm	inch	mm	inch	
	For installation of outward side panels of modular cabinets H395	1,800	70.87	500	19.69	1,796	70.71	450	17.72	0396-7018-50-67
2,000		78.74	500	19.69	1,996	78.58	450	17.72	0396-7020-50-67	

Enhancement kits IP 56 for H395/H375 Details → page 174


	Description	Order No.
	Gasket 10x2 mm, self-adhesive, and sealing washers, 11 mm diameter, for additional sealing of side panels and fittings To increase IP rating from IP55 to IP56 for all H395 and H375 modular cabinets	0396-7056-01-00

Sheet steel


Bases height 3.94" Details → page 95

	Description	Dimension S		suitable for width		suitable for depth		Dimension T		Order No.
		mm	inch	mm	inch	mm	inch	mm	inch	
		For free-standing single and ganged-together modular cabinets Rugged U-profiles High lifting capacity		405	15.94	600	23.62	500	19.69	
405	15.94			800	31.5	500	19.69	450	17.72	0396-8001-50-17
405	15.94			1,000	39.37	500	19.69	450	17.72	0396-1001-50-17
405	15.94			1,200	47.24	500	19.69	450	17.72	0396-1201-50-17

Bases height 7.87" Details → page 98

	Description	suitable for width		suitable for depth		Dimension T		Order No.
		mm	inch	mm	inch	mm	inch	
		Quick and easy installation For free-standing single and ganged-together modular cabinets High lifting capacity		600	23.62	500	19.69	
800	31.5			500	19.69	450	17.72	0396.8002.50.17
1,000	39.37			500	19.69	450	17.72	0396.1002.50.17
1,200	47.24			500	19.69	450	17.72	0396.1202.50.17


Base Cross rail Details → page 102

	Description	suitable for depth		Order No.
		mm	inch	
		Base cross rail for installation in upper or lower section of 200 mm high base. Additional strengthening of ganged together bases To build multiple levels within base		

Hex attachment screw Details → page 182

	Order No.
	0348-7500-06-12

Hex-nut Verbus Tensilock Details → page 183

	Description	Thread	Order No.
	Self-locking nuts for use without washer	M 6	3003-9500-06-00

Sheet steel

Modular cabinets H395, D-23.62“

Features

- Strong
- Easy to work with
- Modular
- Ingenious in detail

Product Description

Modular cabinets with single or double door design. Available with or without mounting plate.

- Grounding per DIN EN 60439-1, grounding studs M8x20 on all moving and removable parts, as well as top and bottom panels.
- Flanged edges form rain gutter and prevent dust and water from entering the cabinet
- Doors with foamed gaskets; can be mounted at right or left side – standard is right side.
- 120° hidden hinges, which can be easily exchange with 180° hinges
- Locking with 3 mm double mandrel bolt
- With bolted reinforcement and attachment frame of solid square tubes perforated with 4.5 mm holes every 25 mm
- Top plate can be removed; 4 transport lugs M12 per DIN 580:2003-08

- Bottom with three-part , adjustable base plate and mounting holes 10.6 mm
- Mounting plates adjustable to depth every 25 mm. Quick and easy mounting via hāwa locking brackets
- Excellent surface finish protection with improved pretreatment of the sheet metals by iron phosphatization and chrome-free repassivation as well as pollution free powder coating

Technical Data

- Material: Sheet steel
- Surface finish: Powder coated RAL 7035
- Metal thickness door: 2 mm; 14 ga
- Metal thickness frame: 2 mm; 14 ga
- Metal thickness rear wall: 1.5 mm; 16 ga
- Approvals: UL
- Protection type: IP55

Further technical information → page 29

Scope of Delivery

- Cabinet complete with hinged front door, bolted rear panel, lifting eyes, top and bottom cable entry plates and one key

Note

Rear hinged door, or other modifications are non stock items, price upon request

Accessories

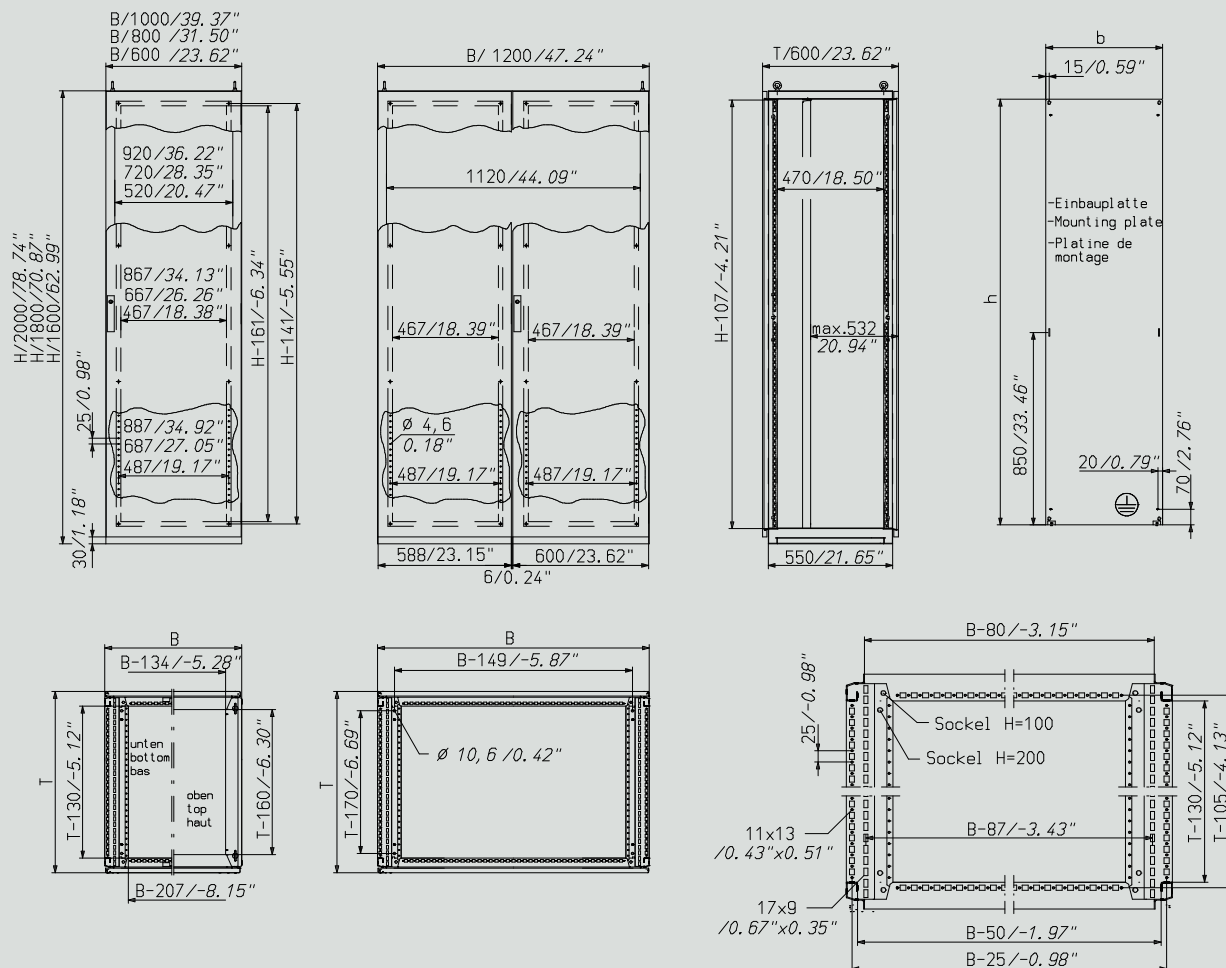
- Connecting bolts → page 30
- Mounting kits for grounding straps → page 30
- Joining rubber gasket → page 30
- Enhancement kits IP 56 for H395/H375 → page 30
- Joining brackets → page 30
- Joining flange adaptor → page 30
- Connector → page 30
- Base Cross rail → page 31
- Side panel for H395 → page 30
- Bases height 3.94“ for H390 and H395 → page 31
- Bases height 7.87“ → page 31
- Side doors → page 31

Dimensions (WxHxD)		Metal thickness Mounting plate		Weight		Order No.	
mm	inch	mm	ga	kg	lbs	without mounting plate	with mounting plate
600 x 1.600 x 600	23,62 x 62,99 x 23,62	2,5	12	68,5	151,04	0395-6016-60-07	
600 x 1.600 x 600	23,62 x 62,99 x 23,62	2,5	12	85	187,42		0395-6016-60-17
600 x 1.800 x 600	23,62 x 70,87 x 23,62	2,5	12	74	163,17	0395-6018-60-07	
600 x 1.800 x 600	23,62 x 70,87 x 23,62	2,5	12	93	205,06		0395-6018-60-17
600 x 2.000 x 600	23,62 x 78,74 x 23,62	2,5	12	78,5	173,09	0395-6020-60-07	
600 x 2.000 x 600	23,62 x 78,74 x 23,62	2,5	12	100	220,5		0395-6020-60-17
600 x 2.200 x 600	23,62 x 86,61 x 23,62	2,5	12	84,5	186,32	0395-6022-60-07	
600 x 2.200 x 600	23,62 x 86,61 x 23,62	2,5	12	108	238,14		0395-6022-60-17
800 x 1.600 x 600	31,5 x 62,99 x 23,62	2,5	12	82,5	181,91	0395-8016-60-07	
800 x 1.600 x 600	31,5 x 62,99 x 23,62	2,5	12	106	233,73		0395-8016-60-17
800 x 1.800 x 600	31,5 x 70,87 x 23,62	2,5	12	88,5	195,14	0395-8018-60-07	
800 x 1.800 x 600	31,5 x 70,87 x 23,62	2,5	12	115	253,58		0395-8018-60-17
800 x 2.000 x 600	31,5 x 78,74 x 23,62	2,5	12	95,5	210,58	0395-8020-60-07	
800 x 2.000 x 600	31,5 x 78,74 x 23,62	2,5	12	125	275,62		0395-8020-60-17
800 x 2.200 x 600	31,5 x 86,61 x 23,62	2,5	12	101,5	223,81	0395-8022-60-07	
800 x 2.200 x 600	31,5 x 86,61 x 23,62	2,5	12	134	295,47		0395-8022-60-17

Dimensions (WxHxD)		Metal thickness Mounting plate		Weight		Order No.	
mm	inch	mm	ga	kg	lbs	without mounting plate	with mounting plate
1.000 x 1.800 x 600	39,37 x 70,87 x 23,62	3	11	104	229,32	0395-1018-60-07	
1.000 x 1.800 x 600	39,37 x 70,87 x 23,62	3	11	144	317,52		0395-1018-60-17
1.000 x 2.000 x 600	39,37 x 78,74 x 23,62	3	11	111,5	245,86	0395-1020-60-07	
1.000 x 2.000 x 600	39,37 x 78,74 x 23,62	3	11	156	343,98		0395-1020-60-17
1.000 x 2.200 x 600	39,37 x 86,61 x 23,62	3	11	119	262,4	0395-1022-60-07	
1.000 x 2.200 x 600	39,37 x 86,61 x 23,62	3	11	168	370,44		0395-1022-60-17
1.200 x 1.800 x 600	47,24 x 70,87 x 23,62	3	11	123	271,22	0395-1218-60-07²⁾	
1.200 x 1.800 x 600	47,24 x 70,87 x 23,62	3	11	171	377,06		0395-1218-60-17²⁾
1.200 x 2.000 x 600	47,24 x 78,74 x 23,62	3	11	132,5	292,16	0395-1220-60-07²⁾	
1.200 x 2.000 x 600	47,24 x 78,74 x 23,62	3	11	186	410,13		0395-1220-60-17²⁾
1.200 x 2.200 x 600	47,24 x 86,61 x 23,62	3	11	141	310,9	0395-1222-60-07²⁾	
1.200 x 2.200 x 600	47,24 x 86,61 x 23,62	3	11	200	441		0395-1222-60-17²⁾

²⁾ with two doors


Technical Information



Sheet steel

Accessories


Connector set Standard Details → page 189

	Description	Order No.
	For modular installation of cabinets	0396-7002-00-43


Joining rubber gasket Details → page 174

	Description	Order No.
	One-sided self-adhesive with oil-resistant adhesive	3080-0102-18-00


Connector set Details → page 189

	Description	Order No.
	For modular installation of cabinets	0396-7032-01-43

Joining brackets Details → page 188

	Description	Order No.
	Brackets for joining adjacent modular cabinets.	0396-0010-00-00


Joining flange adaptor Details → page 188

	Description	Order No.
	For modular cabinet assembly.	0396-0012-00-00


Mounting kits for grounding straps Details → page 166

	Description	Order No.
	For H375/H395 cabinets Hardware for mounting grounding straps in häwa modular cabinets	3080-9036-03-95

Side panel H395 Details → page 94

	Description	suitable for height	suitable for depth	Dimension HS	Dimension TS	Order No.				
	For installation of outward side panels of modular cabinets H395	mm	inch	mm	inch	mm	inch			
		1,600	62.99	600	23.62	1,596	62.83	550	21.65	0396-7016-60-67
		1,800	70.87	600	23.62	1,796	70.71	550	21.65	0396-7018-60-67
		2,000	78.74	600	23.62	1,996	78.58	550	21.65	0396-7020-60-67
2,200	86.61	600	23.62	2,196	86.46	550	21.65	0396-7022-60-67		

Enhancement kits IP 56 for H395/H375 Details → page 174

	Description	Order No.
	Gasket 10x2 mm, self-adhesive, and sealing washers, 11 mm diameter, for additional sealing of side panels and fittings To increase IP rating from IP55 to IP56 for all H395 and H375 modular cabinets	0396-7056-01-00

Side doors Details → page 107

Description	Dimensions		suitable for height		suitable for depth		Order No.
	mm	inch	mm	inch	mm	inch	
Fit H395 cabinets With bolted reinforcement and attachment frame of solid square tubes perforated with 4.5 mm holes every 25 mm	1,800 x 600	70.87 x 23.62	1,800	70.87	600	23.62	0395-6018-07-97
Seamless, foamed-in-place gasket for IP55 / NE-MA 12 protection 2 grounding studs M8x20	2,000 x 600	78.74 x 23.62	2,000	78.74	600	23.62	0395-6020-07-97


Bases height 3.94" Details → page 95

Description	Dimension S		suitable for width		suitable for depth		Dimension T		Order No.	
	mm	inch	mm	inch	mm	inch	mm	inch		with ventilation slots
For free-standing single and ganged-together modular cabinets Rugged U-profiles High lifting capacity	505	19.88	600	23.62	600	23.62	550	21.65	0396-6001-60-17	0396-6001-60-37
	505	19.88	800	31.5	600	23.62	550	21.65	0396-8001-60-17	
	505	19.88	1,000	39.37	600	23.62	550	21.65	0396-1001-60-17	
	505	19.88	1,200	47.24	600	23.62	550	21.65	0396-1201-60-17	

Bases height 7.87" Details → page 98

Description	suitable for width		suitable for depth		Dimension T		Order No.	
	mm	inch	mm	inch	mm	inch		with ventilation slots
Quick and easy installation For free-standing single and ganged-together modular cabinets High lifting capacity	600	23.62	600	23.62	550	21.65	0396.6002.60.17	0396.6002.60.37
	800	31.5	600	23.62	550	21.65	0396.8002.60.17	
	1,000	39.37	600	23.62	550	21.65	0396.1002.60.17	
	1,200	47.24	600	23.62	550	21.65	0396.1202.60.17	

Base Cross rail Details → page 102

	Description	suitable for depth		Order No.
		mm	inch	
	Base cross rail for installation in upper or lower section of 200 mm high base. Additional strengthening of ganged together bases To build multiple levels within base	600	23.62	0396-0000-60-07

Hex attachment screw Details → page 182

Order No.
0348-7500-06-12

Hex-nut Verbus Tensilock Details → page 183

Description	Thread	Order No.
Self-locking nuts for use without washer	M 6	3003-9500-06-00

Sheet steel

Modular cabinets H395, D-31.50“

Features

- Strong
- Easy to work with
- Modular
- Ingenious in detail

Product Description

Modular cabinets with single or double door design. Available with or without mounting plate.

- Grounding per DIN EN 60439-1, grounding studs M8x20 on all moving and removable parts, as well as top and bottom panels.
- Flanged edges form rain gutter and prevent dust and water from entering the cabinet
- Doors with foamed gaskets; can be mounted at right or left side – standard is right side.
- 120° hidden hinges, which can be easily exchange with 180° hinges
- Locking with 3 mm double mandrel bolt
- With bolted reinforcement and attachment frame of solid square tubes perforated with 4.5 mm holes every 25 mm
- Top plate can be removed; 4 transport lugs

M12 per DIN 580:2003-08

- Bottom with three-part , adjustable base plate and mounting holes 10.6 mm
- Mounting plates adjustable to depth every 25 mm. Quick and easy mounting via häwa locking brackets
- Excellent surface finish protection with improved pretreatment of the sheet metals by iron phosphatization and chrome-free repassivation as well as pollution free powder coating.

Technical Data

- Surface finish: Powder coated RAL 7035
- Metal thickness door: 2 mm; 14 ga
- Metal thickness frame: 2 mm; 14 ga
- Metal thickness rear wall: 2 mm; 14 ga
- Metal thickness Mounting plate: 2.5 mm; 12 ga

Further technical information → page 33

Scope of Delivery

- Cabinet complete with hinged front door, bolted rear panel, lifting eyes, top and bottom

cable entry plates and one key

Note

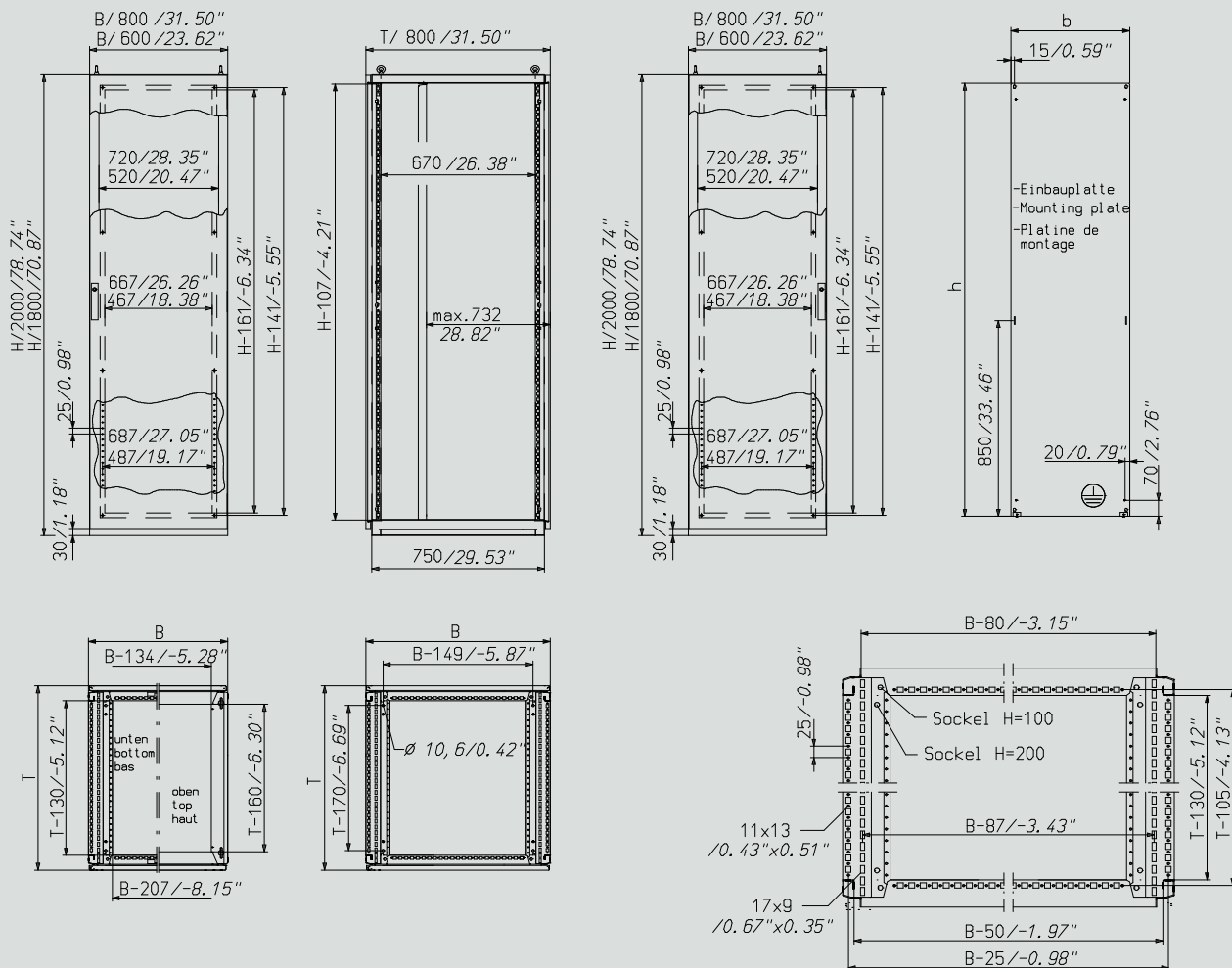
Other modifications are non stock items, price upon request

Accessories

- Connecting bolts → page 33
- Mounting kits for grounding straps → page 34
- Joining rubber gasket → page 33
- Enhancement kits IP 56 for H395/H375 → page 34
- Joining brackets → page 33
- Joining flange adaptor → page 34
- Connector → page 33
- Base Cross rail → page 35
- Side panel for H395 → page 34
- Bases height 3.94“ for H390 and H395 → page 35
- Bases height 7.87“ → page 37
- Side doors → page 34


Abmessung (BxHxT)		Gewicht		Art. Nr.	
mm	inch	kg	lbs	without mounting plate	with mounting plate
600 x 1.800 x 800	23,62 x 70,87 x 31,5	87	191,84	0395-6018-82-07	
600 x 1.800 x 800	23,62 x 70,87 x 31,5	106	233,73		0395-6018-82-17
600 x 2.000 x 800	23,62 x 78,74 x 31,5	103,5	228,22	0395-6020-82-07	
600 x 2.000 x 800	23,62 x 78,74 x 31,5	125	275,62		0395-6020-82-17
800 x 1.800 x 800	31,5 x 70,87 x 31,5	104,5	230,42	0395-8018-82-07	
800 x 1.800 x 800	31,5 x 70,87 x 31,5	131	288,86		0395-8018-82-17
800 x 2.000 x 800	31,5 x 78,74 x 31,5	108,5	239,24	0395-8020-82-07	
800 x 2.000 x 800	31,5 x 78,74 x 31,5	138	304,29		0395-8020-82-17

Technical Information



Accessories

Connector set Standard Details → page 189

	Description	Order No.
	For modular installation of cabinets	0396-7002-00-43


Joining rubber gasket Details → page 174

	Description	Order No.
	One-sided self-adhesive with oil-resistant adhesive	3080-0102-18-00

Connector set Details → page 189


	Description	Order No.
	For modular installation of cabinets	0396-7032-01-43

Joining brackets Details → page 188

	Description	Order No.
	Brackets for joining adjacent modular cabinets.	0396-0010-00-00

Sheet steel


Joining flange adaptor Details → page 188

	Description	Order No.
	For modular cabinet assembly.	0396-0012-00-00


Mounting kits for grounding straps Details → page 166

	Description	Order No.
	For H375/H395 cabinets Hardware for mounting grounding straps in häwa modular cabinets	3080-9036-03-95

Side panel H395 Details → page 94

	Description	suitable for height		suitable for depth		Dimension HS		Dimension TS		Order No.
		mm	inch	mm	inch	mm	inch	mm	inch	
	For installation of outward side panels of modular cabinets H395	1,800	70.87	800	31.5	1,796	70.71	750	29.53	0396-7018-80-67
	2,000	78.74	800	31.5	1,996	78.58	750	29.53	0396-7020-80-67	

Enhancement kits IP 56 for H395/H375 Details → page 174

	Description	Order No.
	Gasket 10x2 mm, self-adhesive, and sealing washers, 11 mm diameter, for additional sealing of side panels and fittings To increase IP rating from IP55 to IP56 for all H395 and H375 modular cabinets	0396-7056-01-00

Side doors Details → page 107

Description	Dimensions		suitable for height		suitable for depth		Order No.
	mm	inch	mm	inch	mm	inch	
Fit H395 cabinets With bolted reinforcement and attachment frame of solid square tubes perforated with 4.5 mm holes every 25 mm	1,800 x 800	70.87 x 31.5	1,800	70.87	800	31.5	0395-8018-07-97
Seamless, foamed-in-place gasket for IP55 / NEMA 12 protection 2 grounding studs M8x20	2,000 x 800	78.74 x 31.5	2,000	78.74	800	31.5	0395-8020-07-97

Sheet steel


Bases height 3.94" Details → page 95

Description	Dimensions S		suitable for width		suitable for depth		Dimensions T		Order No.	
	mm	inch	mm	inch	mm	inch	mm	inch		with ventilation slots
For free-standing single and ganged-together modular cabinets Rugged U-profiles High lifting capacity	705	27.76	600	23.62	800	31.5	750	29.53	0396-6001-80-17	0396-8001-80-37
	705	27.76	800	31.5	800	31.5	750	29.53	0396-8001-80-17	
	705	27.76	600	23.62	800	31.5	750	29.53	0396-6001-80-37	

Bases height 7.87" Details → page 98

Description	suitable for width		suitable for depth		Dimensions T		Order No.	
	mm	inch	mm	inch	mm	inch		with ventilation slots
Quick and easy installation For free-standing single and ganged-together modular cabinets High lifting capacity	600	23.62	800	31.5	750	29.53	0396.6002.80.17	0396.8002.80.37
	800	31.5	800	31.5	750	29.53	0396.8002.80.17	
	600	23.62	800	31.5	750	29.53	0396.6002.80.37	

Base Cross rail Details → page 102

Description	suitable for depth		Order No.
	mm	inch	
 Base cross rail for installation in upper or lower section of 200 mm high base. Additional strengthening of ganged together bases To build multiple levels within base	800	31.5	0396-0000-80-07

Hex attachment screw Details → page 182

Order No.
0348-7500-06-12

Hex-nut Verbus Tensilock Details → page 183

Description	Thread	Order No.
Self-locking nuts for use without washer	M 6	3003-9500-06-00

Sheet steel

H395 Cabinet for plug mounting 15.75"

Features

- Strong
- Easy to work with
- Modular
- Ingenious in detail

Product Description

Cabinet for plug mounting with single or double door design. Without mounting plate.

- Grounding per DIN EN 60439-1, grounding studs M8x20 on all moving and removable parts, as well as top and bottom panels.
- Flanged edges form rain gutter and prevent dust and water from entering the cabinet
- Doors with foamed gaskets; can be mounted at right or left side – standard is right side.
- 120° hidden hinges, which can be easily exchange with 180° hinges
- Locking with 3 mm double mandrel bolt
- With bolted reinforcement and attachment frame of solid square tubes perforated with

- 4.5 mm holes every 25 mm
- Top plate can be removed; 4 transport lugs M12 per DIN 580:2003-08
- Bottom with three-part , adjustable base plate and mounting holes 10.6 mm
- Mounting plates adjustable to depth every 25 mm. Quick and easy mounting via häwa locking brackets
- Excellent surface finish protection with improved pretreatment of the sheet metals by iron phosphatization and chrome-free repassivation as well as pollution free powder coating

Technical Data

- Material: Sheet steel
- Surface finish: Powder coated RAL 7035
- Metal thickness door: 2 mm; 14 ga
- Metal thickness frame: 2 mm; 14 ga
- Metal thickness rear wall: 1.5 mm; 16 ga

Further technical information → below

Scope of Delivery

- Cabinet complete with hinged front door, bolted rear panel, lifting eyes, top and bottom cable entry plates and one key

Note

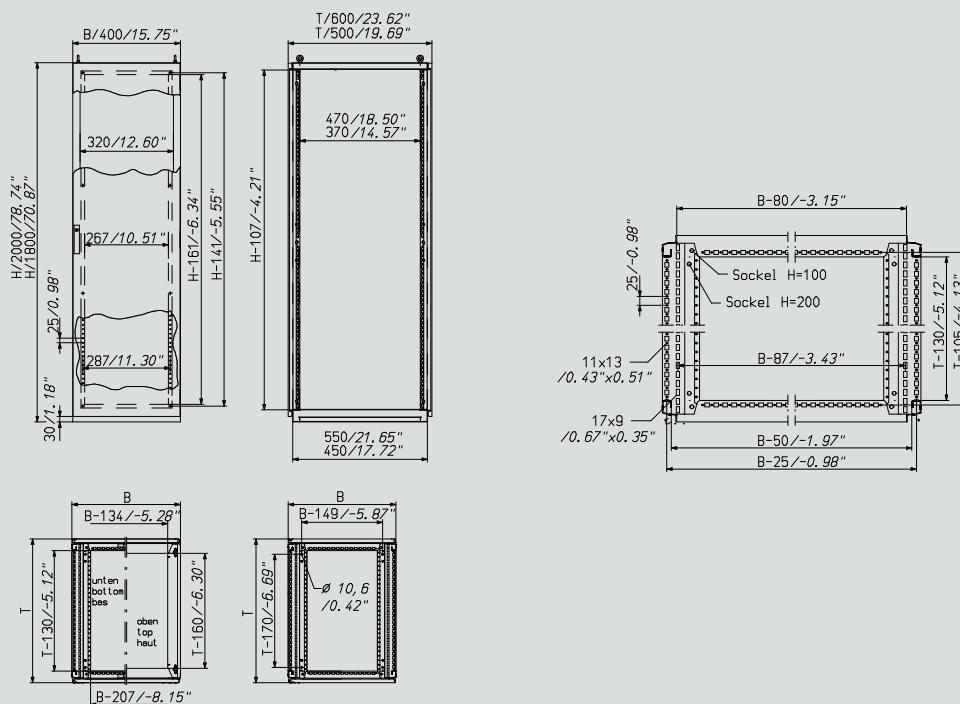
Fits modular cabinets type H395. Design in stainless steel or with other modifications available on request.

Accessories

- Bases height 7.87" → page 37
- Connecting bolts → page 37
- Mounting kits for grounding straps → page 37
- Joining rubber gasket → page 37
- Joining brackets → page 37
- Joining flange adaptor → page 37
- Connector → page 37


Dimensions (WxHxD)		Weight		Order No.
mm	inch	kg	lbs	without mounting plate
400 x 1,800 x 500	15.75 x 70.87 x 19.69	48	105.84	0397-4018-50-07
400 x 2,000 x 500	15.75 x 78.74 x 19.69	52	114.66	0397-4020-50-07
400 x 1,800 x 600	15.75 x 70.87 x 23.62	50	110.25	0397-4018-60-07
400 x 2,000 x 600	15.75 x 78.74 x 23.62	54	119.07	0397-4020-60-07

Technical Information



Accessories


Connector set Standard Details → page 189

	Description	Order No.
	For modular installation of cabinets	0396-7002-00-43


Joining rubber gasket Details → page 174

	Description	Order No.
	One-sided self-adhesive with oil-resistant adhesive	3080-0102-18-00


Connector set Details → page 189

	Description	Order No.
	For modular installation of cabinets	0396-7032-01-43

Joining brackets Details → page 188

	Description	Order No.
	Brackets for joining adjacent modular cabinets.	0396-0010-00-00

Joining flange adaptor Details → page 188

	Description	Order No.
	For modular cabinet assembly.	0396-0012-00-00

Mounting kits for grounding straps Details → page 166

	Description	Order No.
	For H375/H395 cabinets Hardware for mounting grounding straps in häwa modular cabinets	3080-9036-03-95

Bases height 7.87" Details → page 98

Description	suitable for width		suitable for depth		Dimensions T		Order No.
	mm	inch	mm	inch	mm	inch	
Quick and easy installation For free-standing single and ganged-together modular cabinets	400	15.75	500	19.69	450	17.72	0396.4002.50.17
High lifting capacity	400	15.75	600	23.62	550	21.65	0396.4002.60.17