

HYDAC


INTERNATIONAL

**HYDAC
Control Cabinet Cooler
HCC**







Your Partner for Expertise in Cooling Systems.



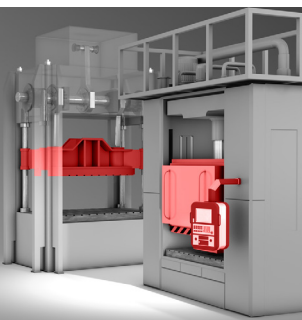
Machine tools




Thermal power plants



Plastic injection moulding machines



Presses



Lathes



Automotive industry

All the requirements...

H.I.B Systemtechnik GmbH is a subsidiary of HYDAC International which employs over 7,500 worldwide.

Located in the Bavarian town of Friedberg, H.I.B. is the centre of excellence for refrigeration cooling technology. Innovative cooling systems for the machine tool and laser industries are developed and manufactured here. All machines are designed and developed in-house by our highly experienced R&D team.

Control Cabinet Cooler HCC

Features:


- Control cabinet cooler for top mounting or wall / door mounting
- Cooling capacities from 0.1 to 15 kW
- For all cooling applications in switchgear / control cabinets
- Stand-alone control of the system by means of innovative controller design
- Active coolers using refrigeration and passive coolers using air/air or air/water are available

Function:

The HCC control cabinet cooler system is flexible in its installation and designed to cool control cabinets. Special heat exchanger designs ensure energy efficient operation and a high level of operating safety. Regardless of the version used, whether air/air, air/water or refrigeration, the HCC series ensures optimal conditions and improved service life for your electronic components.

Advantages:


- Compact construction
- Innovative heat exchanger designs
- Optimal separation of condensate
- User-friendly control interface
- Plug & play solution





From the prototype to series production.

Planning and advice from our specialists on site. We tailor the solution to your individual requirements.



ISO 9001
QUALITY
WITH SYSTEM

Our own development centre produces market-driven, energy efficient and cutting-edge solutions, to stay one step ahead of the "state of the art".



In order to provide a consistently high level of quality, all equipment must undergo a function and performance test.

For Service you can call on a comprehensive network of service engineers. Whether it is for repair at H.I.B or on site. We are at your service worldwide.



HYDAC Active Coolers

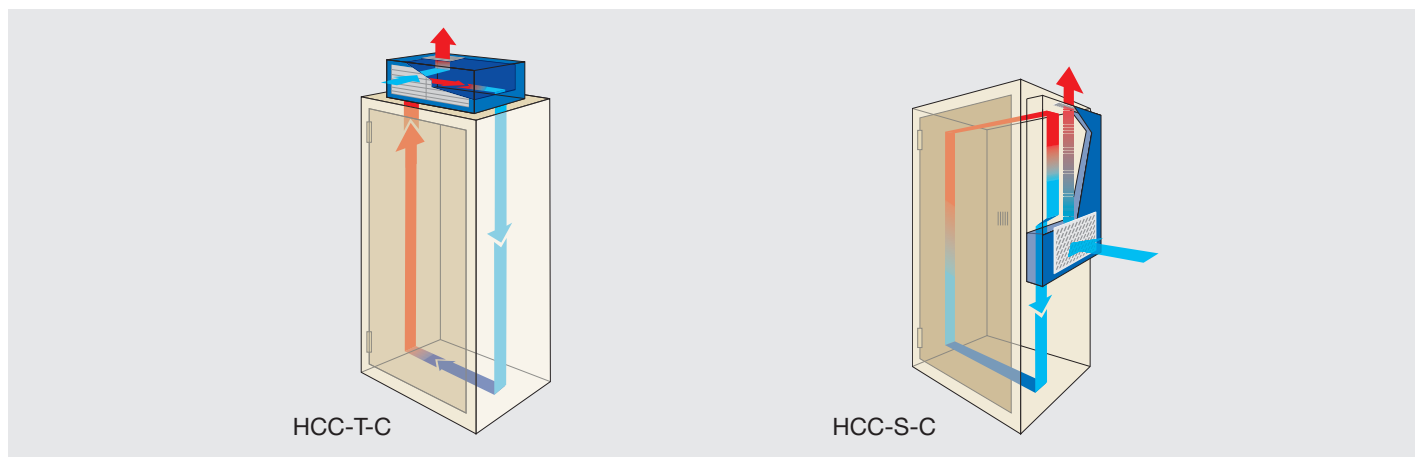


HCC-T-C Top Mounted – Refrigeration Coolers

	Electrical supply [V - Ph - Hz]	Cooling capacity [W]	Dimensions (Height x Width x Depth) [mm]	Maximum current consumption [A]	Starting current [A]	Power consumption [W]	Temperature setting range [°C]	Ambient temperature [°C]	Weight [kg]
HCC-T-C-03	230 - 1 - 50/60 115 - 1 - 60	330 270	180 x 476 x 324	1.4 2.8	5.0 10.0	240	25 - 45	20 - 55	17.0 18.0
HCC-T-C-09	230 - 1 - 50/60 115 - 1 - 60 400 - 2 - 50 460 - 2 - 60	900	335 x 600 x 325	3.2 8.0 1.8 1.8	15.0 15.0 31.0 31.0	630	25 - 45	20 - 55	31.5 31.5 33.0 33.0
HCC-T-C-14	230 - 1 - 50/60 115 - 1 - 60 400 - 2 - 50 460 - 2 - 60	1,400	450 x 600 x 400	5.2 10.0 2.8 2.8	17.0 34.0 31.0 31.0	950	25 - 45	20 - 55	48.0 48.0 53.0 53.0
HCC-T-C-20	230 - 1 - 50/60 400 - 2 - 50 460 - 2 - 60	2,000	450 x 600 x 400	5.7 3.3 3.3	22.0 31.0 31.0	1,200	25 - 45	20 - 55	51.5 58.5 58.5
HCC-T-C-28	230 - 1 - 50/60 400 - 3 - 50 460 - 3 - 60	2,700	480 x 800 x 450	7.0 2.3 2.3	38.0 16.0 16.0	1,580 1,580 1,580	25 - 45	20 - 55	74.5 76.5 76.5

Accessories: Equipped with electronic temperature control (except HCC-T-C-03)
Options: Special colours, UL version and stainless steel housing are available on request

Installation position of active cooler



HCC-S-C Side Mounted – Refrigeration Cooler

	Electrical supply [V - Ph - Hz]	Cooling capacity [W]	Dimensions (Height x Width x Depth) [mm]	Maximum current consumption [A]	Starting current [A]	Power consumption [W]	Temperature setting range [°C]	Ambient temperature [°C]	Weight [kg]
HCC-S-C-03	230-1-50/60 115-1-60	360-380 380	443 x 324 x 206	1.3 / 1.4 2.9	9.8 18.0	190 - 220 220	+25 / +45	+20 / +55	17.0
HCC-S-C-05	230-1-50/60	550-580	642 x 313 x 223	1.35 / 1.5	15.0	310 - 340	+25 / +45	+20 / +55	23.0
	400-2-50	500		0.7	15.0	310 - 340	+25 / +45		26.0
	460-2-60	550		0.75	15.0	310 - 340	+25 / +45		23.0
	48VDC	500		5.7	-	300	+25 / +35		23.0
115-1-60	580	4.7	17.0	340	+25 / +45	23.0			
HCC-S-C-07S	230-1-50/60	800-850	550 x 279 x 286	1.9 / 2.0	9.6	450 - 490	+25 / +45	+20 / +55	20.0
HCC-S-C-08	230-1-50/60	850-900	642 x 313 x 223	2.6 / 2.7	20.0	420 - 600	+25 / +45	+20 / +55	27.0
	400-2-50	800-850		1.0	20.0	420 - 600			30.0
	400-2-60	800-850		1.4	20.0	420 - 600			30.0
	115-1-60	900		7.2	28.0	600			27.0
HCC-S-C-11	230-1-50/60	1,100-1,150	912 x 410 x 248	3.1 / 3.4	18.0	510 - 650	+25 / +45	+20 / +55	44.0
	400-2-50	1,050-1,100		1.7 / 1.8	30.0	510 - 650			50.0
	460-2-60	1,050-1,100		1.7 / 1.8	30.0	510 - 650			50.0
	115-1-60	1,150		7.5	34.0	650			44.0
HCC-S-C-15	230-1-50/60	1,500-1,600	912 x 410 x 248	3.9 / 4.3	28.0	750 - 825	+25 / +45	+20 / +55	46.0
	400-2-50	1,400-1,500		2.5 / 2.6	110.0	750 - 825			53.0
	460-2-60	1,400-1,500		2.5 / 2.6	100.0	750 - 825			53.0
	115-1-60	1,600		9.4	50.0	825			46.0
HCC-S-C-15S	230-1-50/60	1,500-1,600	950 x 400 x 304	3.9 / 4.3	28.0	750 - 825	+25 / +45	+20 / +55	65.0
	400-3-50	1,400-1,500		2.0 / 2.2	20.0	810 - 890			
	460-3-60	1,400-1,500		2.0 / 2.2	20.0	810 - 890			
HCC-S-C-20	230-1-50/60	2,100-2,200	1,005 x 409 x 263	4.8 / 5.5	34.0	1,120 - 1,240	+25 / +45	+20 / +55	48.0
	400-3-50	2,000-2,100		2.5 / 2.7	22.0	1,100 - 1,200			
	460-3-60	2,000-2,100		2.5 / 2.7	22.0	1,100 - 1,200			
	115-1-60	2,200		60.0	1,240				
HCC-S-C-25S	230-1-50/60	2,550-2,750	1,580 x 400 x 305	4.2 / 5.2	18.0	1,100 - 1,280	+25 / +45	+20 / +55	65.0
	400-3-50	2,400-2,600		3.0 / 3.2	22.0	1,230 - 1,380			68.0
	460-3-60	2,400-2,600		3.0 / 3.2	22.0	1,230 - 1,380			68.0
HCC-S-C-30	230-1-50/60	3,000-3,150	1,217 x 511 x 347	5.0 / 5.5	35.0	1,370 - 1,510	+25 / +45	+20 / +55	75.0
	400-3-50	2,850-3,000		2.7 / 3.0	19.0	1,370 - 1,510			80.0
	460-3-60	2,850-3,000		2.7 / 3.0	19.0	1,370 - 1,510			80.0
HCC-S-C-40	230-1-50/60	4,000-4,100	1,217 x 511 x 347	8.2 / 9.4	42.0	1,730 - 1,950	+25 / +45	+20 / +55	80.0
	400-3-50	3,950-4,050		2.9 / 4.0	25.0	1,730 - 1,950			85.0
	460-3-60	3,950-4,050		2.9 / 4.0	25.0	1,730 - 1,950			85.0
HCC-S-C-60	400-3-50	5,600-5,950	1,405 x 554 x 404	4.2 / 5.7	53.0	2,670 - 3,600	+25 / +45	+20 / +55	100.0
	460-3-60	5,600-5,950		4.2 / 5.7		2,670 - 3,600			

Accessories: Equipped with electronic temperature control

Options: Special colours, UL version and stainless steel housing are available on request

HYDAC Passive Coolers



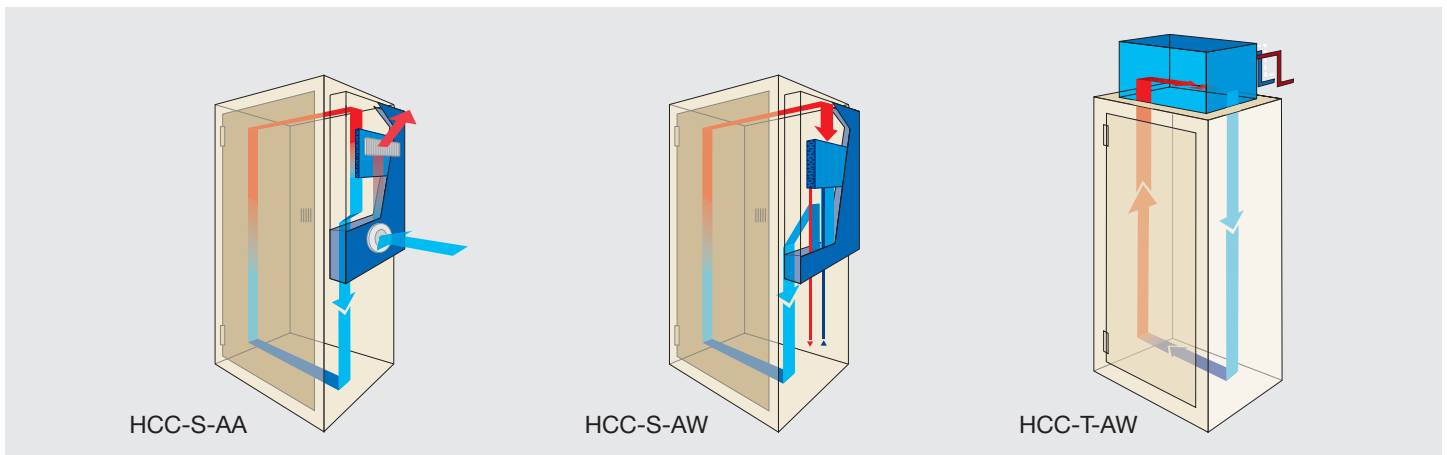
HCC-S-AA

HCC-S-AA Side Mounted – Air / Air Cooler

	Electrical supply [V - Ph - Hz]	Specific capacity in Watt/K	Dimensions Height x Width x Depth [mm]	Current consumption (A)	Power consumption [W]	Temperature setting range [°C]	Ambient temperature [°C]	Weight [kg]
HCC-S-AA-16	230 -1- 50/60 115 -1- 60	16	410 x 204 x 109	0.60	64 40	-5 / +55	-5 / +55	4.6
HCC-S-AA-30	48 VDC	30	780 x 255 x 90	4.30	210	-5 / +55	-20 / +55	15.0
HCC-S-AA-35	230 -1- 50/60 230 -1- 60 115 -1- 60	35	780 x 254 x 90	0.72 0.80 1.10	160 150 180	-5 / +55	-5 / +55	7.5
HCC-S-AA-50	230 -1- 50/60 230 -1- 60 115 -1- 60	50	780 x 312 x 90	0.72 0.80 1.40	160 150 180	-5 / +55	-5 / +55	9.5
HCC-S-AA-60	230 -1- 50/60 48 VDC 115 -1- 60	60	1,030 x 365 x 110	0.76 / 0.80 4.30 2.20	170 - 180 210 265	-5 / +55	-20 / +55 -20 / +55 -40 / +55	16.0
HCC-S-AA-80	230 -1- 50/60 230 -1- 60 115 -1- 60	80	1,250 x 311 x 108	1.00 1.30 2.30	170 180 230	-5 / +55	-5 / +55	20.0

Options: Special colours, UL version and stainless steel housing are available on request

Installation position of passive cooler



HCC-S-AA

HCC-S-AW

HCC-T-AW



HCC-S-AW



HCC-T-AW

HCC-S-AW Side Mounted – Air / Water Cooler

	Electrical supply [V - Ph - Hz]	Specific capacity T = 25K	Dimensions (Height x Width x Depth) [mm]	Current consumption [A]	Power consumption [W]	Water flow rate [l/h]	Max. water pressure [kPa]	Pressure loss, water side [kPa]	Temperature range, cabinet side [°C]	Weight [kg]
HCC-S-AW-06	230-1-50/60 230-1-60 115-1-60	870	403 x 306 x 113	0.28 / 0.24 0.50 0.50	33 / 36 24 24	150	500	2	+10 / +50 0.2 0.2	7.0
HCC-S-AW-15	230-1-50/60 230-1-60 115-1-60	2,200	916 x 402 x 206	0.26 / 0.34 0.80 0.80	58 / 75 75 90	150	1,000	30	+10 / +50 0.2 0.2	21.0
HCC-S-AW-25	230-1-50/60 230-1-60 115-1-60	3,100	916 x 402 x 206	0.38 / 0.40 1.00 1.00	85 / 90 90 115	500	1,000	63	+10 / +50 0.2 0.2	22.0
HCC-S-AW-50	230-1-50/60 230-1-60 115-1-60	6,700	916 x 402 x 206	0.70 / 0.95 1.30 2.00	115 / 215 285 155	860	1,000	40	+10 / +50 +10 / +50 +10 / +50	39.0

Options: Thermostat with solenoid valve, special colours, UL version and stainless steel housing are available on request

HCC-T-AW Top Mounted Installation – Air / Water Coolers

	Power supply [V - Ph - Hz]	Specific capacity T = 10 °C	Dimensions (Height x Width x Depth) [mm]	Maximum current consumption [A]	Power consumption [W]	Temperature setting range [°C]	Water temperature °C	Weight [kg]
HCC-T-AW-15H	230-1-50/60	2,200	200 x 800 x 400	0.26 / 0.34	58 / 75	+10 / +50	+10 / +30	30.0
HCC-T-AW-50H	230-1-50/60	6,700	255 x 905 x 509	0.70 / 0.95	155 / 215	+10 / +50	+10 / +30	39.0


Options: Special colours and stainless steel housing are available on request

All units are designed for indoor applications only.
Solutions for outdoor applications are available on request!

Global Presence. Local Expertise. www.hydac.com



Accumulators DEF 30.000




Filter Technology DEF 70.000



Process Technology E 77.000



Fluid Service DEF 79.000



Compact Hydraulics DEF 53.000



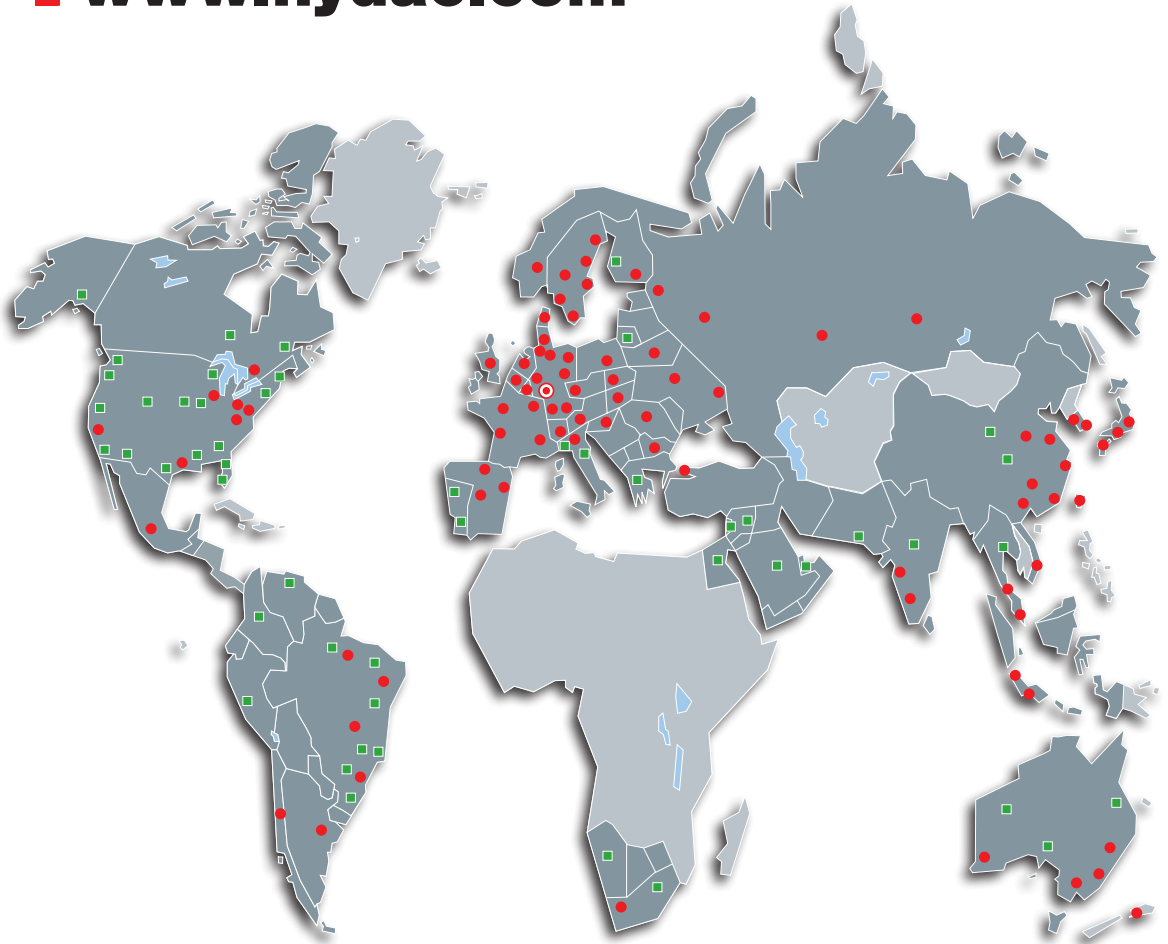
Accessories DEF 61.000



Electronics DEF 180.000



Cooling Systems DEF 5.700



- 🎯 HYDAC Head Office
- HYDAC Companies
- HYDAC Sales and Service Partners

H.I.B. HYDAC INTERNATIONAL

H.I.B Systemtechnik GmbH
 Winterbrückenweg 30
 86316 Friedberg-Derching
 Germany
 Tel.: +49 821/747 71-400
 Fax: +49 821/747 71-410
 Internet: www.h-i-b.de
 E-mail: info@h-i-b.de

HYDAC COOLING GMBH
 Industriegebiet
 66280 Sulzbach / Saar
 Germany
 Tel.: +49 6897/509-01
 Fax: +49 6897/509-454
 Internet: www.hydac.com
 E-mail: cooling@hydac.com