

# SUMP STRAINERS – All Stainless Steel

## HOW TO ORDER

Select the desired specifications from the ordering table and build an ordering code number, as shown in this sample:

**CASS** - **30** - **1-1/2** - **NIPPLE** - **200** - **RV-3**  
**STYLE** - **GPM** - **NPT** - **CONNECTION** - **MESH** - **VALVE**  
 (spell out NIPPLE if wanted) (omit if not wanted)

STYLE	GPM (Flow Capability)	NPT (Pipe size)	CONNECTION (Nut or Nipple)	MESH (Screen size)	VALVE (Optional)
CASS	5	3/4, 1, 1-1/4	no symbol	30	RV-3
	10	3/4, 1, 1-1/4	(coupling)	60	(3-psi bypass)
	20	3/4, 1, 1-1/4			
	30	1-1/2			
	50	1-1/2 & 2	nipple	100	
	75	2-1/2	(to get nipple you must specify it)	200	RV-5
	100	3			(5-psi bypass)

(Pressure drop through a clean element will not exceed 0.2 psi (0.4-in. Hg) at rated flow of 150 SSU viscosity fluid and 100 mesh.)

## CASS SERIES ALL STAINLESS STEEL

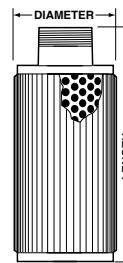

This all stainless steel crimped sump strainer comes in mesh sizes 30 to 200. Perforated inner support assures a strong, long-lasting strainer that can be cleaned and used indefinitely.

Magnets Available-  
See Page 14



## COUPLING STYLE

GPM RATING	SCREEN AREA (Sq. Inches)	NPT (Pipe Size)	OVERALL DIMENSIONS	
			Diameter	Length
5	50	3/4, 1, 1-1/4	2-7/8	3-1/8
10	110	3/4, 1, 1-1/4	2-7/8	5-7/16
20	145	3/4, 1, 1-1/4	2-7/8	7-3/16
30	260	1-1/2	3-3/4	8-13/16
50	280	1-1/2	3-3/4	9-5/8
50	280	2	3-3/4	9-5/8
75	350	2-1/2	5	12-7/16
100	450	3	5	12-1/2



## NIPPLE STYLE

GPM RATING	SCREEN AREA (Sq. Inches)	NPT (Pipe Size)	OVERALL DIMENSIONS	
			Diameter	Length
5	50	3/4	2-7/8	3-1/2
10	110	1	2-7/8	5-3/4
20	145	1-1/4	2-7/8	7-5/16
30	260	1-1/2	3-3/4	9-5/8
50	280	1-1/2	3-3/4	9-5/8
50	280	2	3-3/4	9-5/8
75	350	2-1/2	5	12-5/8
100	450	3	5	12-5/8

## HOW TO ORDER

Select specifications from the ordering table and build ordering code:

STYLE	GPM (Flow Capability)	NPT (Pipe size)	CONNECTION (Nut or Nipple)	MESH (Screen size)	VALVE (Optional)
MASS	2	3/8, 1/2	no symbol	30	RV-3
	3	3/8, 1/2, 3/4	(coupling)	60	(3-psi bypass)
	5	3/4, 1, 1-1/4			
	10	3/4, 1, 1-1/4			
	20	3/4, 1, 1-1/4	nipple	100	
	30	1-1/2	(to get nipple you must specify it)	200	RV-5
	50	1-1/2, 2			(5-psi bypass)
	75	2-1/2			
	100	3			

## MASS SERIES ALL STAINLESS STEEL

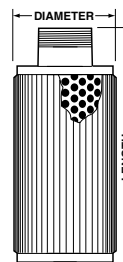
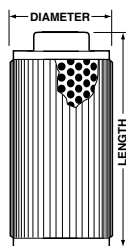
All stainless steel sump strainers with continuous epoxy-bonded end caps.



Magnets Available-  
See Page 14

## COUPLING STYLE

GPM RATING	SCREEN AREA (Sq. Inches)	NPT (Pipe Size)	OVERALL DIMENSIONS	
			Diameter	Length
2	30	3/8, 1/2	1.34	4-1/4
3	35	3/8, 1/2, 3/4	2-1/32	2-11/16
5	50	3/4, 1, 1-1/4	3-1/16	3-1/16
10	110	3/4, 1, 1-1/4	3-1/16	5-9/16
20	145	3/4, 1, 1-1/4	3-1/16	7-1/8
30	260	1-1/2	4-1/16	8-3/4
50	280	1-1/2	4-1/16	9-5/8
50	280	2	4-1/16	9-5/8
75	350	2-1/2	5-1/16	12-5/8
100	450	3	5-1/16	12-5/8



## NIPPLE STYLE

GPM RATING	SCREEN AREA (Sq. Inches)	NPT (Pipe Size)	OVERALL DIMENSIONS	
			Diameter	Length
2	30	3/8, 1/2	1.34	4-1/2
3	40	3/8, 1/2, 3/4	2-1/32	2-7/8
5	62	3/4, 1	3-1/16	3-11/16
10	125	3/4, 1, 1-1/4	3-1/16	6
20	162	1-1/4	3-1/16	7-9/16
30	305	1-1/2	4-1/16	9-3/16
50	330	1-1/2	4-1/16	9-13/16
50	330	2	4-1/16	9-13/16
75	390	2-1/2	5-1/16	12-3/4
100	500	3	5-1/16	12-3/4