

canfield connector
8510 Foxwood Court
Youngstown, Ohio 44514
(330) 758-8299 Fax: (330) 758-8912
www.canfieldconnector.com

MODEL MCCR

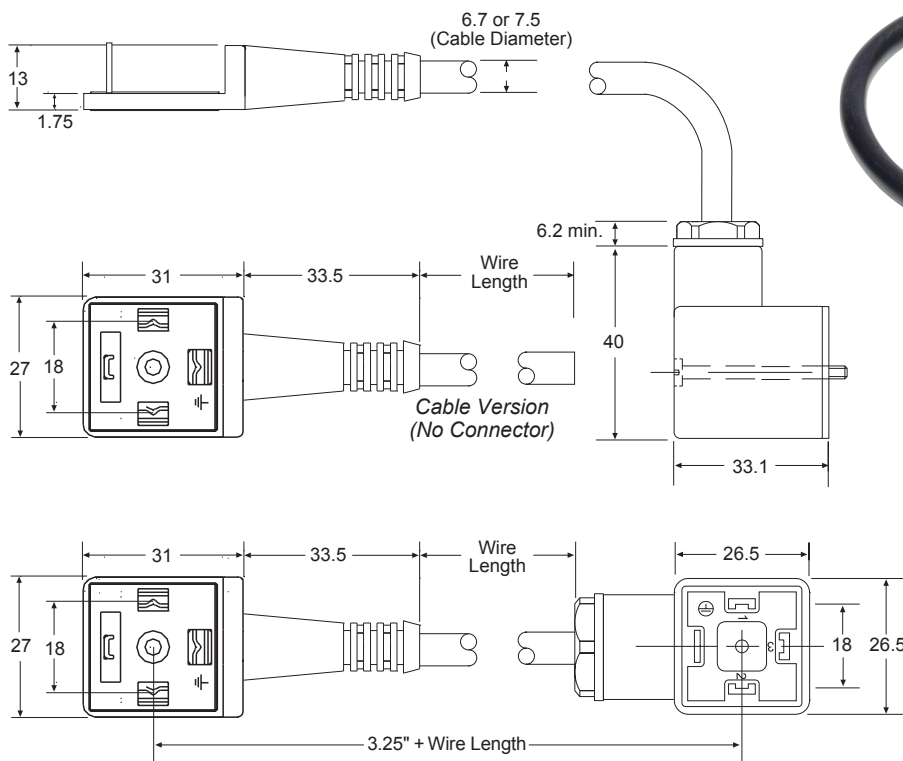
MULTIPLE CONTROL CONNECTOR

General Description

The Canfield Connector MCCR is a cable distribution connector which uses pass-through technology to allow control of multiple parallel or independent devices. Devised with double solenoids and solenoid valve manifolds in mind, the MCCR allows for simplified wiring and easy replacement of components in an automated, modular environment. The gasket-thin head fits between a single female connector and the associated male device with the DIN 43650 Form "A", EN175301-803:2000 interface. Exiting from the MCCR head is a three conductor cable with ISO HT PG9 strain relief connector attached. Two available circuits allow for separate (independent) or parallel (simultaneous) control of the downstream device. The environment resistant quick connect style allows for plug and play designs in the factory that require modern hydraulic or pneumatic systems.

Dimensional Data

ALL DIMENSIONS ARE IN MILLIMETERS UNLESS OTHERWISE NOTED



Patent # 6,846,198



Consult factory for available versions listed by Canadian Standards Association for use with certified electrical equipment.

Features

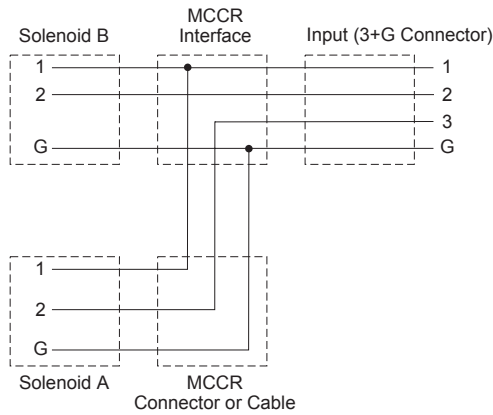
- Control two solenoids with one connection to controller
- Clean up installation, less wires
- DIN 43650 Form "A"/ISO 4400, EN175301-803:2000 quick disconnect design
- Can control large numbers of coils simultaneously
- Ease of installation and repair
- Incorporated polyurethane seal

Technical Data

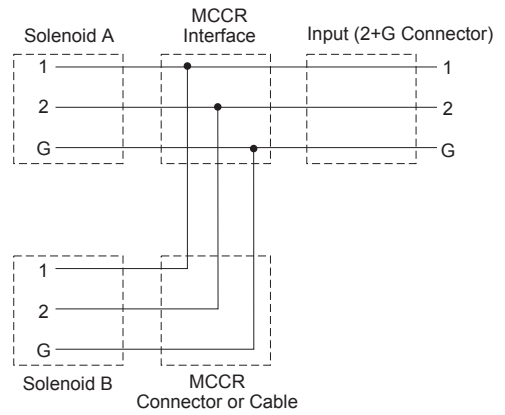
- Maximum current: 10 Amps
- Rated voltage max.: 300 VDC/250 VAC 50/60 Hz
- No. of contacts: 2+ ground
2+ dual ground
- Degree of protection: NEMA Type 4 and IP65 dust tight and water resistant
- Temperature Range: -40° to 80° C

Circuit Diagram

Circuit Type #1 and Circuit Type #2
Separate Control




Circuit Type #3
2+G Parallel Control



Applications

Separate Control
(Circuit Type #1 and Circuit Type #2)



Parallel Control / Simultaneous Solenoid Operation
(Circuit Type #3)



Ordering Information

MCCR - 1 - 1 0

Wire Length**

| | | |
|----|---|--------|
| 01 | - | 1 in. |
| 02 | - | 2 in. |
| 03 | - | 3 in. |
| 04 | - | 4 in. |
| 05 | - | 5 in. |
| 06 | - | 6 in. |
| 07 | - | 7 in. |
| 08 | - | 8 in. |
| 09 | - | 9 in. |
| 10 | - | 10 in. |
| 11 | - | 11 in. |
| 12 | - | 12 in. |

**See Dimensional Data Section
on Previous Page

Connector Type*

- 0 - Cable (no connector)
- 1 - ISO HT PG9 connector (ground up)
- 2 - ISO HT PG9 connector (ground down)

* For indicator lights and surge suppression, please contact factory

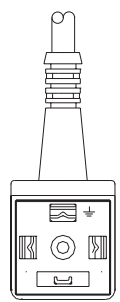
Circuit Type

- 1 - Separate control ground down
- 2 - Separate control ground up
- 3 - Parallel control 2+dual ground

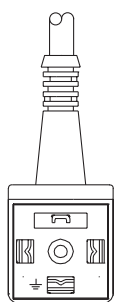
Ordering Example:

MCCR-01111-10

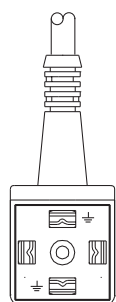
Multiple control connector, 1 in. wire length, separate control ground down, ISO HT PG9 connector (ground up)



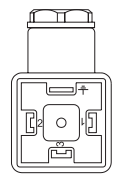
MCCR
Ground Up



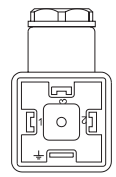
MCCR
Ground Down



MCCR
Dual Ground



Connector
Ground Up



Connector
Ground Down

Each connector kit contains fastening hardware and gasket assembly.