

**canfield connector**  
 8510 Foxwood Court  
 Youngstown, Ohio 44514  
 (330) 758-8299 Fax: (330) 758-8912  
 www.canfieldconnector.com

**SERIES FAC**

**FIELD BUS ADAPTER  
 SOLENOID VALVE CONNECTORS**

**General Description**

The FAC series connectors are modular interface connectors made to conform to industry standard configurations. These connectors interface female ISO, MINI and Sub-Micro solenoid connections to industry standard male 7/8" (MINI) and 12mm (Micro) circular connectors. These are as shown on the following pages. These rugged modular connectors offer rapid installation and environmental protection designed to IP 65 and NEMA 4. Options include indication LED, surge suppression and various pre-wired circuit configurations to connect with popular multi-port electronic interconnection systems and field-bus systems.

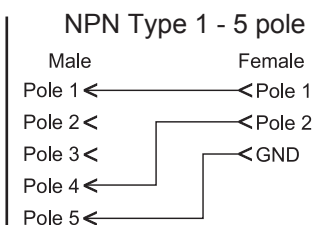
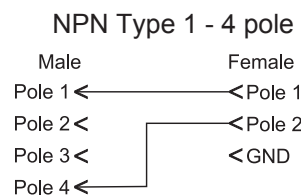
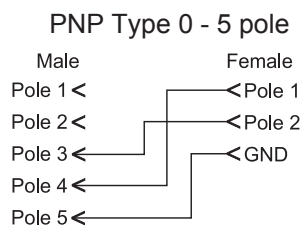
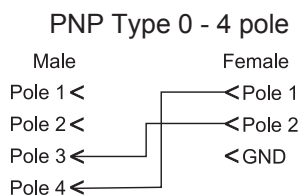


**Dimensional Data**

ALL DIMENSIONS ARE IN MILLIMETERS UNLESS OTHERWISE NOTED

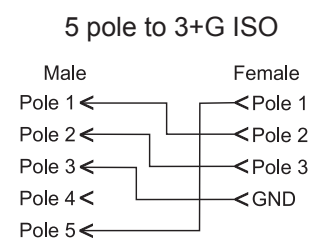
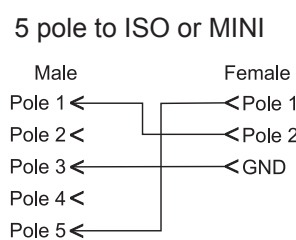
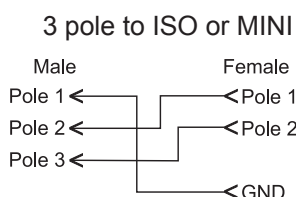
<i>MINI</i>	<i>ISO</i>	<i>SUB-MICRO</i> 8mm or 9.45mm
	<p>DIN 43650 Form "A" / ISO 4400, EN17530-803:2000</p>	<p>DIN 43650 Form "C", EN17530-803:2000</p>

**† Optional Circuit Types**



Male connector color code (Pole 1 - Brown, Pole 2 - White, Pole 3 - Blue, Pole 4 - Black, Pole 5 - Gray)

**Automotive Standard Circuit Types**



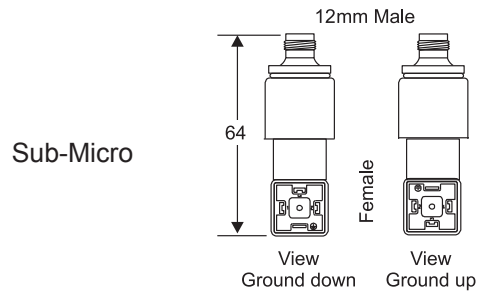
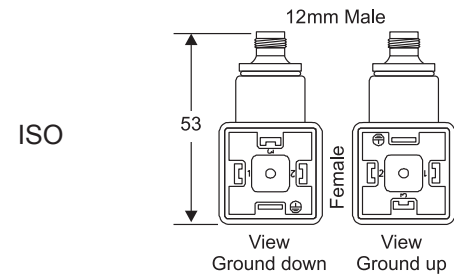
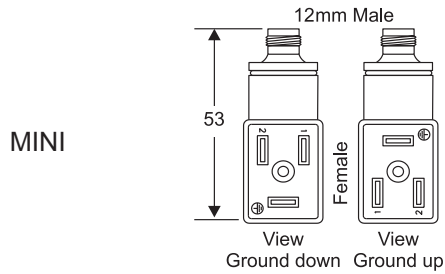
## Technical Data

- Wire: Black PVC
- Nominal Voltage Rating: See Connector Type
- Max. Nominal Current: 3/4 Pole 4 Amps  
5 Pole 3 Amps
- Environmental Protection: IP 65/NEMA 4
- Temperature Rating: -25° to +85°C

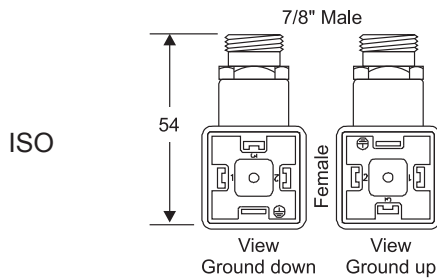
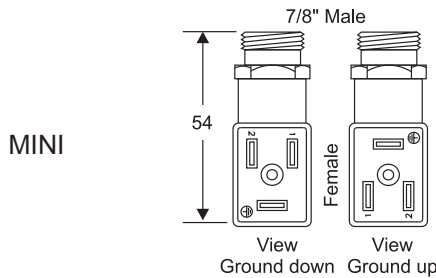


Consult factory for available versions listed by Canadian Standards Association for use with certified electrical equipment.

### 12mm to MINI Connector, ISO, or Sub-Micro



### Automotive Standard to MINI Connector or ISO



## Ordering Information

FAC 2 1 1 M      0

**Males Contact (Poles)**  
03 - 3 poles  
05 - 5 poles

**Female Contacts**  
0 - 2+ ground  
1 - 3+ ground

**DIN Orientation**  
1 - Ground down  
3 - Ground up

**Connector Type**  
1 - MINI\*\*  
2 - ISO

**Lighting Options**  
0 - No light indicator  
3 - With indicator light  
6-48V AC/DC  
4 - With indicator light  
& surge suppression  
6-48V AC/DC\*\*  
7 - With indicator light  
100-240 VAC/48-120 VDC  
8 - With indicator light  
& surge suppression  
100-240 VAC/48-120 VDC\*\*

\*\* 2+G version only

## Ordering Information

FAC 1 2 S M      0

**Contact (Poles)**  
04 - 4 poles  
05 - 5 poles\*

**Circuit Type†**  
0 - PNP  
1 - NPN

**DIN Orientation**  
1 - Ground down  
3 - Ground up

**Connector Type**  
1 - MINI  
2 - ISO  
3 - Sub-Micro 8mm  
4 - Sub-Micro 9.4mm

**Lighting Options**  
0 - No light indicator  
3 - With indicator light  
& surge suppression  
6-48V AC/DC  
4 - With indicator light  
& surge suppression  
6-48V AC/DC  
7 - With indicator light  
100-240 VAC/48-120 VDC  
8 - With indicator light  
& surge suppression  
100-240 VAC/48-120 VDC

\*5 pole maximum rating of 30 VDC (not available with lighting options 7 & 8)  
† See chart at bottom of page 31

