

## GVM310 Global Vehicle Motor

Permanent Magnet (PMAC) Motor  
for Mobile Systems



ENGINEERING YOUR SUCCESS.



### **WARNING - USER RESPONSIBILITY**

**FAILURE OR IMPROPER SELECTION OR IMPROPER USE OF THE PRODUCTS AND/OR SYSTEMS DESCRIBED HEREIN OR RELATED ITEMS CAN CAUSE DEATH, PERSONAL INJURY AND PROPERTY DAMAGE.**

- This document and other information from Parker Hannifin Corporation, its subsidiaries and authorized distributors provide product and/or system options for further investigation by users having technical expertise.
- The user, through its own analysis and testing, is solely responsible for making the final selection of the system and components and assuring that all performance, endurance, maintenance, safety, and warning requirements of the application are met. The user must analyze all aspects of the application, follow applicable industry standards, and follow the information concerning the product in the current product catalog and in any other materials provided from Parker or its subsidiaries or authorized distributors.
- To the extent that Parker or its subsidiaries or authorized distributors provide component or system options based on data or specifications provided by the user, the user is responsible for determining that such data and specifications are suitable and sufficient for all applications and reasonably foreseeable uses of the components or systems.
- The products described herein, including without limitation, product features, specifications, designs, availability and pricing, are subject to change by Parker Hannifin Corporation and its subsidiaries at any time without notice.




## **WARNING**

This product can expose you to chemicals including nickel and nickel compounds, which are known to the State of California to cause cancer. For more information go to [www.p65warnings.ca.gov](http://www.p65warnings.ca.gov)

<b>Overview .....</b>	<b>4</b>
<b>Reliability and Durability .....</b>	<b>5</b>
<b>Efficiency .....</b>	<b>6</b>
<b>Power Density .....</b>	<b>7</b>
<b>Technical Characteristics.....</b>	<b>8</b>
<b>Performance data .....</b>	<b>8</b>
<b>Efficiency maps .....</b>	<b>9</b>
<b>Dimensions .....</b>	<b>10</b>
<b>Order Code.....</b>	<b>15</b>

# GVM310

Global Vehicle Motor - GVM  
General Description



## General Description:

High power Permanent Magnet AC motors (PMAC) offer the best solution to meet the requirements of vehicle duty performance. With a ten year legacy and thousands of units sold in the GVM series, the high power density and speed capabilities of Parker GVM motors combined with a voltage matched inverter provide the speed and torque required to achieve breakthrough performance in a variety of vehicle platforms.

The GVM310 is the latest extension to the series, and is a powerful choice for both on and off-road vehicles, engineered for traction and electro-hydraulic pumps (EHP) up to 409 kW peak power. The GVM310 provides very high efficiency, up to 2% higher versus comparable PMAC designs, enabling energy savings of up to 30% compared to induction technologies.

In addition to operating as a high-power motor, the GVM310 is a very high efficiency generator. A variety of available magnetic options allow for a wide range of voltage, speed, and torque requirements. The GVM family achieves high power density thanks to a patented liquid cooling system, which also results in a cleaner, less complex, oil-free design.

The GVM310 is an example of how Parker is providing the building blocks for vehicle electrification, developing turnkey technologies that cut time to market while reducing supply chain complexity.

## Applications:

- **Traction**
- **Generators**
- **Electro-hydraulic pumps**

## Markets:

- **Construction**
- **Mining**
- **Material Handling**
- **Trucks**
- **Bus**
- **Agriculture**
- **Military**

And other off-highway vehicle, autonomous vehicle, and E-Mobility markets

## Overview:

- Rated power up to 228 kW (continuous)
- High power density
- Peak torque up to 1430 Nm
- Rotational speed up to 8000 rpm<sup>1</sup>
- Low inertia / high dynamic
- Low and high voltage options 350 VDC to 650 VDC
- Scalable torque with multiple magnetic lengths
- Multiple shaft options available

<sup>1</sup> For higher speeds, please review your application with our applications team.

## RELIABILITY & DURABILITY

To ensure reliability and long life under tough conditions, the GVM motors have been put through a battery of validation tests. These tests, designed to simulate the worst conditions a vehicle would be subjected to, cover mechanical, environmental, and electrical categories. The lists below include highlights of the testing. Please contact Parker regarding specific or custom validation standards.



- Long lifetime
- Reduced downtime
- Less maintenance
- Subjected to rigorous environmental testing
- High ingress protection level available
- Ceramic bearings

"[We've] tested a lot of motors in the GVM class and the Parker GVM was clearly the best of the lot"  
Engineer, scientific research facility

### Testing and Validation Details:

#### Mechanical

- Random and swept sine vibration testing to simulate worst case fatigue exposure to SAE J1455
- Shock and vibration levels exceeding SAE J1455 for unsprung mass applications.

#### Environmental

- Dust and sand, and gravel bombardment to SAE J1455
- Salt Spray - Fog and Immersion to SAE J1455

#### Electrical

- HiPot insulation test to IEC 34-1 at 2xVRMS + 1000VRMS
- Insulation resistance to ISO 6469-3
- EMC emission and immunity to IEC 34-1 (motor only)

## DURABILITY/RELIABILITY

are characteristics of the GVM that make it suitable for rough environments.

THAT'S 5400 TIMES  
AROUND THE WORLD!



### QUICK FACT:

Over 135 million road miles have been logged by Parker GVM motors since 2012.



Test standards meet  
**SAE J1455**  
for Dust, Sand, Gravel  
Bombardment,  
Humidity, Salt Spray  
and Immersion,  
Operating Temps  
from -40° to 120°C,  
Crash Shock,  
and Vibration



## EFFICIENCY

Lowering energy consumption, making the most of a battery charge, and reducing the amount of waste heat produced are design goals of any electric or hybrid vehicle project. The high efficiency of the GVM series make it a stand-out in the field of mobile duty motors.



- Lower energy consumption for compliance with emerging energy legislations and green initiatives
- Up to 2% more efficient than comparable PMAC designs
- Operates efficiently as motor or generator for maximum energy recovery during braking and deceleration
- Reduced vehicle emissions for smaller CO<sub>2</sub> footprint
- Reduced battery size
- Extended vehicle range
- Lower cost of ownership over life of vehicle
- Reduced thermal losses allow for smaller, less expensive vehicle cooling system
- On electro-hydraulic systems, efficiency gains are made by allowing the use of a constant displacement pump versus variable, increasing pump efficiency

The battery is one of the most expensive and largest components in a vehicle system, and a high efficiency motor can help optimize both battery lifetime and time between charges. This translates to more time in service and more revenue for the fleet owner.

"We've tested four different competitive products and the Parker GVM is the most efficient, and we are recommending this motor ..."

Design engineer, OEM truck manufacturer

"The GVM technology provides more value than the competition. This includes better continuous torques without oil cooling and improved efficiency at peak power."

Engineering manager, OEM bus company

## EFFICIENCY

is the motor's capability to produce useful mechanical power efficiently. A more efficient motor reduces the cost to operate, runs cooler, and is better for the environment.

UP TO  
**2%** MORE EFFICIENT THAN  
COMPETITIVE MOTORS

GVM applications have reduced emissions by over 20,000 tons of CO<sub>2</sub>



Parker's higher efficiency GVM means a **cost reduction of the vehicle battery** or **longer range** between charges.



Parker



## POWER DENSITY

Limited mounting space and the need to pack a lot of power into close quarters requires a motor design with high power density, which is defined by the amount of power (time rate of energy transfer) per unit volume. The GVM is designed to meet these criteria, providing value to the vehicle manufacturer.



- **Reduced space claim**
- **Less weight for better performance**
- **Lighter motor can provide larger payload capacity**
- **Helps vehicle designers meet packaging and performance goals**
- **Patented cooling helps achieve vehicle performance objectives**
- **Enhanced productivity in the form of higher vehicle capacity**

*"The GVM space claim and power density allowed Parker to win the business and allow our customers to realize fuel savings. These motors have proven to be very reliable for nearly 100 million cumulative miles driven"*  
Hybrid vehicle system company co-founder

### Cooling System


- Enables high power density
- Cooling liquid: Water/Glycol 50%<sup>1</sup>
- Circular stator comprising the cooling system can be inserted as a kit in any circular housing (Parker or customer)
- Eliminates the cooling jacket required in other motor technologies, saving weight and space
- Low pressure drop reduces power required to circulate coolant

<sup>1</sup> For oil cooled applications, please consult factory

## POWER DENSITY

refers to the amount of power produced relative to the physical size of the motor.

**FROM  
40%  
TO  
100%  
MORE PEAK POWER  
THAN COMPETITIVE MOTORS**



The high power density of the GVM saves on installation cost when compared to oil cooled motors.

**Reduced space claim -  
Up to  
66%  
better power density  
than competitive motors**



## Performance

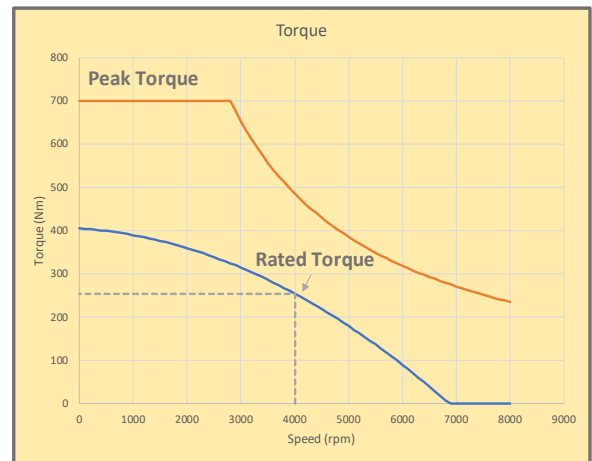
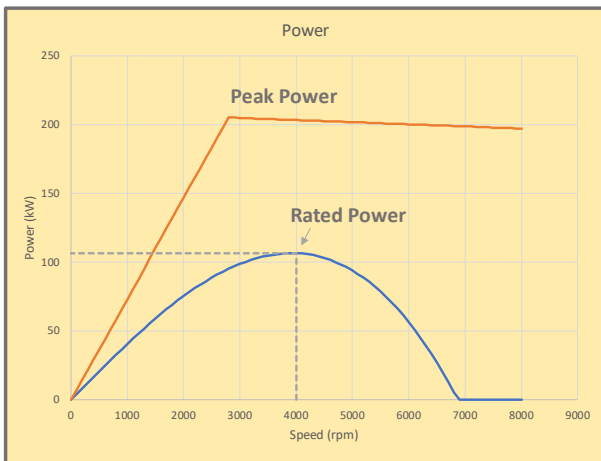
### GVM310 Summarized Performance Data

GVM Series motors are designed to meet the power requirements in a wide variety of vehicle applications. The GVM has the ability to operate at different battery voltages without loss of power.

- Up to 800 VDC
- Numerous rotor lengths
- Multiple winding configurations per length

By selecting the appropriate voltage, rotor length and winding variation, the following parameters can be refined to match the vehicle's specific performance requirements:

- Peak torque
- Peak power
- Rated torque
- Rated speed
- Rated power
- Maximum speed



Motor Model Number	Battery Voltage [VDC]	Rated Torque Mn [Nm]	Rated Power Pn [kW]	Rated Current In [Arms]	Rated Speed Nn [rpm]	Peak Torque Mp [Nm]	Peak Power Pp [kW]	Peak Current Ip [Arms]	Max Speed Nmax [rpm]	Max Mechanical Speed Nmax* [rpm]	Ke [Vrms/Krpm]
GVM310-125-BG2-W	350	302	92	241	2910	700	147	685	8000	8000	96
GVM310-125-BA1-W		222	100	266	4280	610	165	902	8000		64
GVM310-125-MW1-W		198	114	300	5500	610	185	1015	8000		58
GVM310-125-CE2-W	650	292	104	145	3390	700	170	424	5500	8000	154
GVM310-125-BT2-W		256	108	151	4040	700	205	514	6600		128
GVM310-125-NP1-W		204	117	166	5500	610	192	559	8000		106
GVM310-200-MP1-W	350	315	165	437	5010	990	241	1323	8000	8000	73
GVM310-200-MW2-W		442	124	325	2670	1140	216	984	8000		105
GVM310-200-MP2-W		419	145	378	3310	1140	281	1287	8000		81
GVM310-200-BG2-W	650	463	161	225	3310	1140	280	694	5500	8000	153
GVM310-200-NH1-W		308	159	225	4930	990	229	678	6300		134
GVM310-200-NC1-W		334	178	253	5090	990	283	828	7300		116
GVM310-250-BA1-W	350	542	138	370	2420	1240	166	906	6400	8000	132
GVM310-250-MW1-W		404	147	390	3480	1240	185	987	7100		119
GVM310-250-MP1-W		432	179	475	3960	1240	241	1320	8000		90
GVM310-250MW1-W	650	434	228	323	5010	1240	350	1022	7100	8000	119
GVM310-250NC2-W		537	177	246	3150	1430	331	814	5200		162
GVM310-250MW2-W		479	199	278	3960	1430	409	1001	6400		132

\*The maximum operating speed depends on maximum BEMF accepted by the drive  
Values in table represent GVM310 ratings with input cooling liquid at 65°C (Characteristics are given for an optimal drive/motor association without any limitation coming from the drive). For alternative cooling temperatures please contact us.

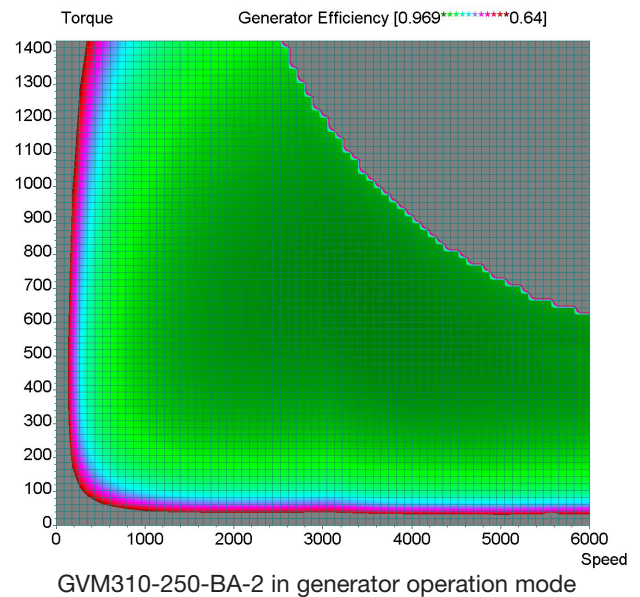
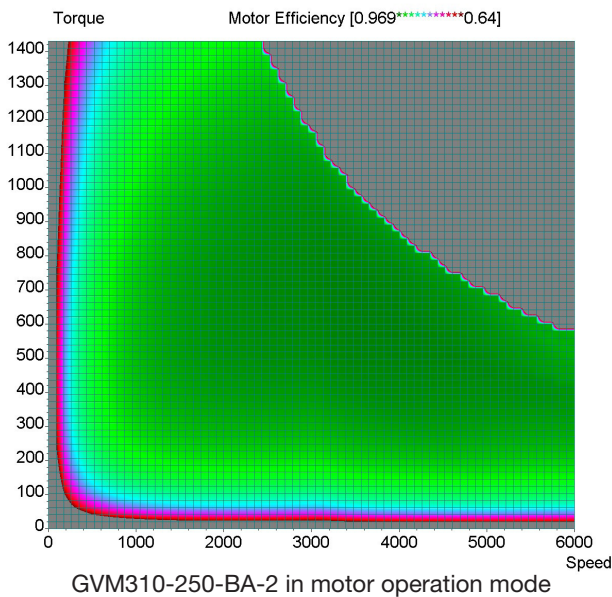


## Efficiency

### GVM Motors: An Efficient Range

Only when using the best component technology and optimal design characteristics do traction motors/generators and controllers minimize losses both during motoring and power generation (four quadrant mode) increasing vehicle range. Variable speed system allows higher efficiency even at low speed.

### Typical Efficiency Maps - Battery Voltage 650 VDC



## GVK Kit Motor

Frameless kit motors can be the ideal solution for high volume machine designs that require high performance in small spaces. **Lightweighting** is an important design concept used by automotive engineers that is especially important to employ in heavy on-highway and off-highway hybrid and electric vehicle to increase range, performance, productivity and reliability. For high volume OEM applications “kit” or frameless motor can be the ideal solution to meet these lightweighting objectives. By integrating Parkers active magnetics, and patented cooling into your mechanics you can eliminate mechanical, electrical, and cooling interfaces that reduce space claim, reduce parts, and failure modes. Kit motors also allow for direct integration with a mechanical transmission device, eliminating parts that add size and complexity. Direct drive motion construction gives equipment designers the advantages of lower costs, increased reliability and improved performance. If you have an application in mind, our engineering team will be happy to discuss the particulars of a frameless design option.

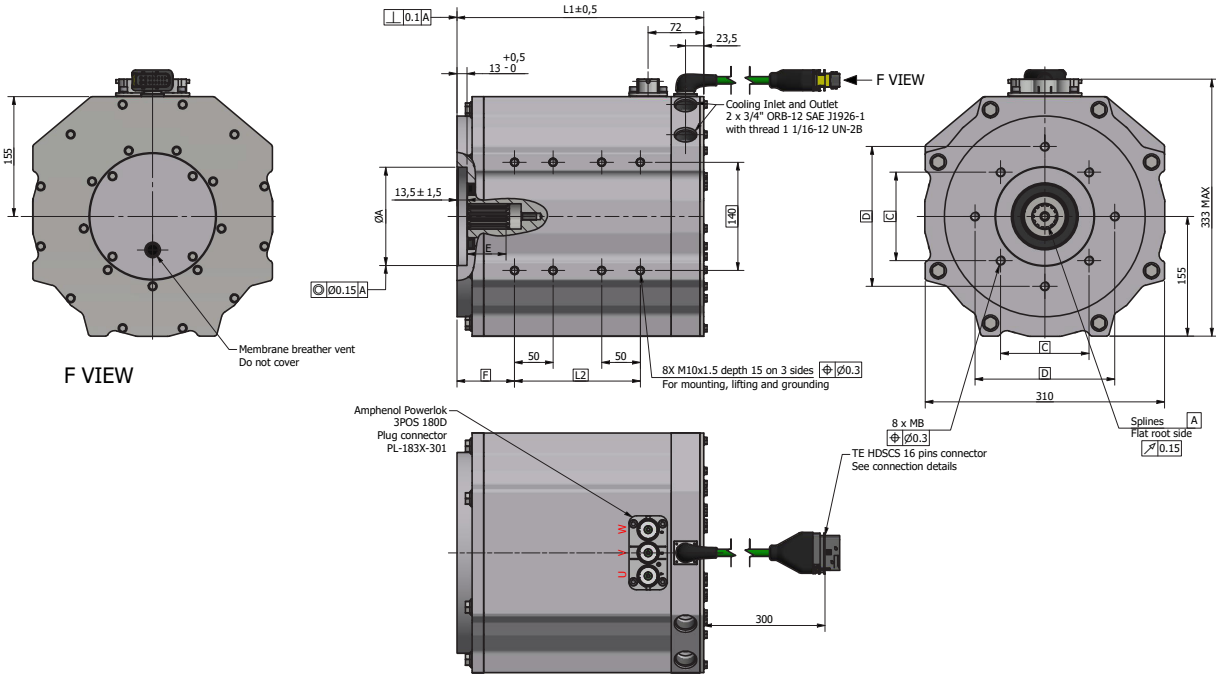
- Flexibility of design by using a kit version to integrate the motor into a global system
- Available as a potted circular stator including the cooling system
- Provides a customized and integrated mechanical design
- GVK range has the same electrical characteristics as GVM range
- Easier to maintain
- Parker is able to offer support in the integration of GVM kits, please contact us

#### Consider a kit motor for:

- Integration into axles
- Integration into transmission
- Truck
- Bus
- Construction
- Mining

## Dimensions

### GVM310-125 / SAE Pump Mount Style



### Motor Data

Power connector option 3 - HV 1 PowerLok™ 300A

Motor size	GVM310-125 (SAE C)	GVM310-200 (SAE C)	GVM310-200 (SAE D)	GVM310-250 (SAE D)
L1 [mm]	320	395	402	452
L2 [mm]	163	238	238	288
Weight [kg]	97	132	132	157

### SAE Interface Data

SAE Type	A	B	C	D	E	F	S
SAE C	$\varnothing 127.15$ G7	12	114.5	181	50	74.5	SAE C 14T 12/24 DP
SAE D	$\varnothing 152.55$ G7	16	161.6	228.6	65	81.5	SAE D 13T 8/16 DP

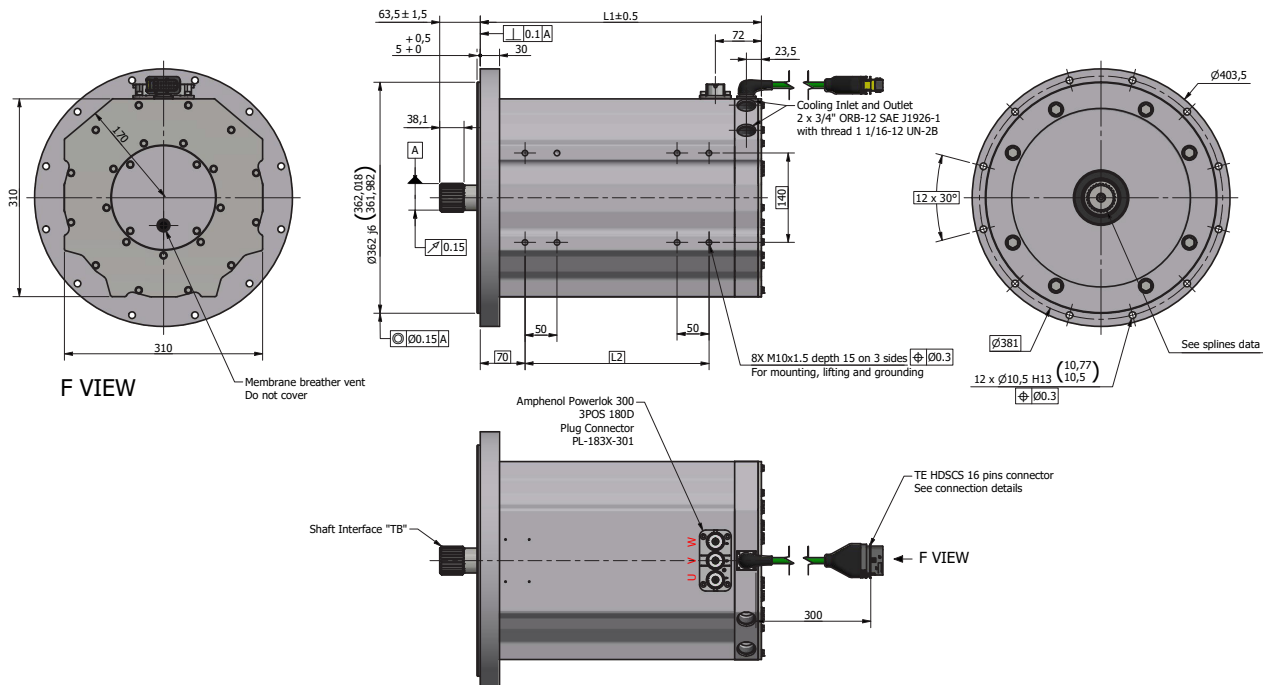
### Spine Interface Data

Consult factory for wet spline option

ANSI B92.1	SAE C	SAE D
Flat root side fit	Class 5	Class 6
Number of teeth	14	13
Spline Pitch	12/24	8/16
Pressure angle	30°	30°
Base diameter (Ref)	$\varnothing 25.663$	$\varnothing 35.745$
Pitch diameter (Ref)	$\varnothing 29.63$	$\varnothing 41.275$
Major diameter (Max)	$\varnothing 32.588$	$\varnothing 45.669$
Form diameter (Max)	$\varnothing 31.852$	$\varnothing 44.452$
Minor diameter (Min)	$\varnothing 27.610$	$\varnothing 38.252$
Circular space width (Max actual)	3.426	5.095
Circular space width (Min effective)	3.325	4.986

## Dimensions

### GVM310-125 / Traction Mount (SAE 5)



Power connector option 3 - HV 1 PowerLok™ 300A

### Motor Data

Motor size	GVM310-125	GVM310-200	GVM310-250
L1 [mm]	315	390	440
L2 [mm]	163	238	288
Weight [kg]	100	134	157

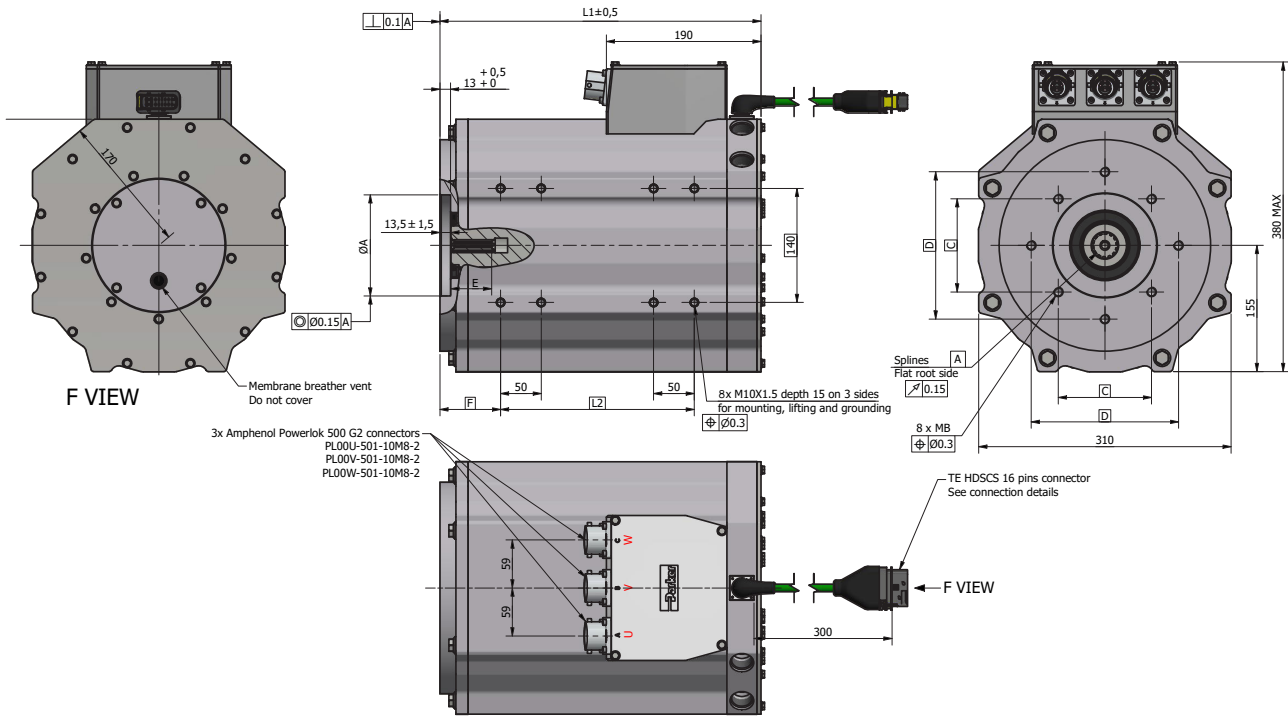
### Spline Interface Data

ANSI B92.1	Involute
Flat root side fit	Class 5
Number of teeth	27
Spline Pitch	16/32
Pressure angle	30°
Base diameter (Ref)	Ø37.12
Pitch diameter (Ref)	Ø42.863
Major diameter	Ø44.45/Ø44.32
Form diameter (Max)	Ø41.17
Minor diameter	Ø40.36
Circular tooth thickness (Max effective)	2.456
Circular tooth thickness (Min actual)	2.421
Pin diameter	3.048
Measurement over pins (Ref)	Ø47.460/Ø47.407

# GVM310

## GVM310-200, 250 / SAE Pump Mount Style

Global Vehicle Motor - GVM  
Dimensions



Power connector option 4 - HV 3 PowerLok™ 500A

### Motor Data

Motor size	GVM310-125 (SAE C)	GVM310-200 (SAE C)	GVM310-200 (SAE D)	GVM310-250 (SAE D)
L1 [mm]	320	395	402	452
L2 [mm]	163	238	238	288
Weight [kg]	97	132	132	157

### SAE Interface Data

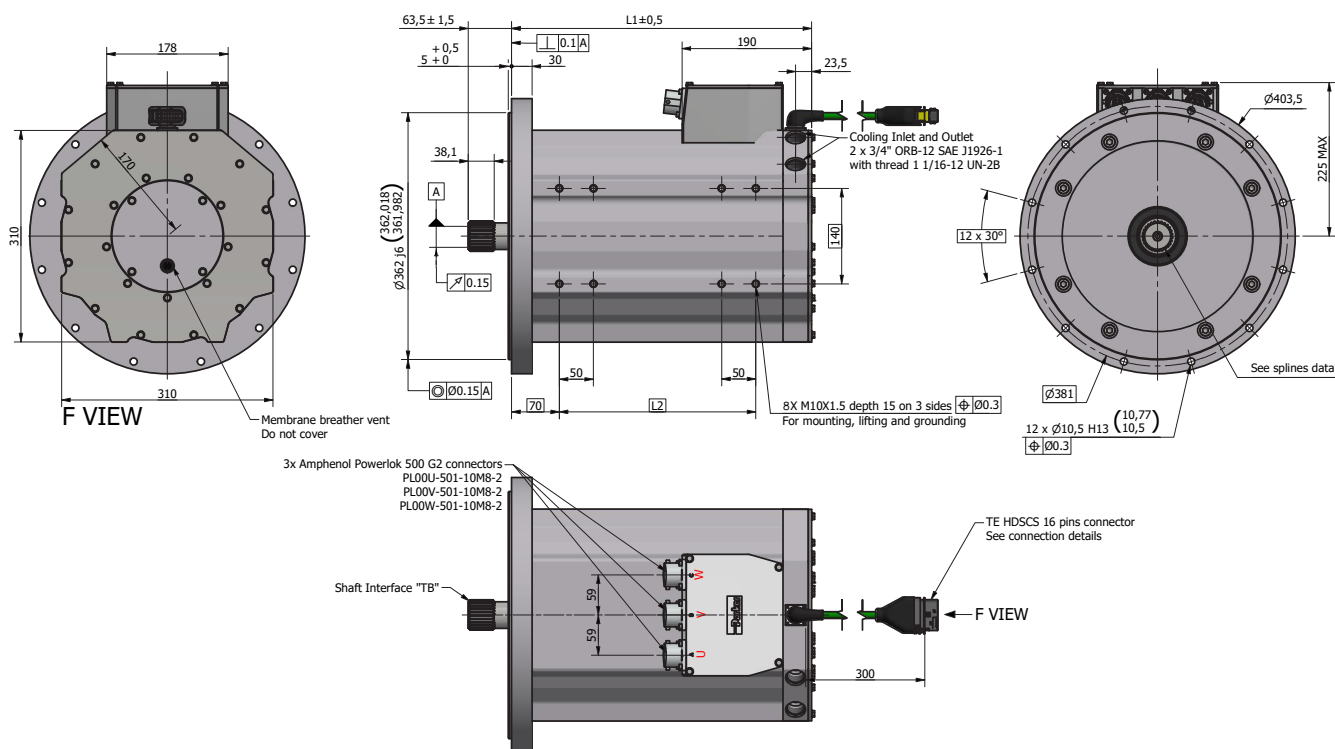
SAE Type	A	B	C	D	E	F	S
SAE C	Ø127.15 G7	12	114.5	181	50	74.5	SAE C 14T 12/24 DP
SAE D	Ø152.55 G7	16	161.6	228.6	65	81.5	SAE D 13T 8/16 DP

### Spine Interface Data

Consult factory for wet spline option

ANSI B92.1	SAE C	SAE D
Flat root side fit	Class 5	Class 6
Number of teeth	14	13
Spline Pitch	12/24	8/16
Pressure angle	30°	30°
Base diameter (Ref)	Ø25.663	Ø35.745
Pitch diameter (Ref)	Ø29.63	Ø41.275
Major diameter (Max)	Ø32.588	Ø45.669
Form diameter (Max)	Ø31.852	Ø44.452
Minor diameter (Min)	Ø27.610	Ø38.252
Circular space width (Max actual)	3.426	5.095
Circular space width (Min effective)	3.325	4.986

GVM310-200, 250 / Traction Mount (SAE 5)



Power connector option 4 - HV 3 PowerLok™ 500A

Motor Data

Motor size	GVM310-200	GVM310-250
L1 [mm]	390	440
L2 [mm]	238	288
Weight [kg]	135	158

Spline Interface Data

ANSI B92.1	Involute
Flat root side fit	Class 5
Number of teeth	27
Spline Pitch	16/32
Pressure angle	30°
Base diameter (Ref)	$\varnothing 37.12$
Pitch diameter (Ref)	$\varnothing 42.863$
Major diameter	$\varnothing 44.45/\varnothing 44.32$
Form diameter (Max)	$\varnothing 41.17$
Minor diameter	$\varnothing 40.36$
Circular tooth thickness (Max effective)	2.456
Circular tooth thickness (Min actual)	2.421
Pin diameter	3.048
Measurement over pins (Ref)	$\varnothing 47.460/\varnothing 47.407$



## GVM Cable Accessories

Please consult factory for power and feedback cable options compatible with the GVI inverter.



## GVM Fittings

To complete your installation some additional components like hose fittings, connectors, and hoses may be required. While we do not provide these items, your local Parker hose distributor can assist. Find one on [www.parker.com](http://www.parker.com) or call (800) C-Parker.



## Order Code

	1	2		3		4		5	6	7	8	9	10	
Order example	GVM	310	-	200	-	AA	1	-	W	R	A	3	2	PD

<b>1 Motor series</b>	
GVM	Global Vehicle Motor
GVK <sup>1</sup>	Global Vehicle Kit Motor
<b>2 Frame size (outer width)</b>	
310	310 mm
<b>3 Stack length</b>	
125	
200	See chapter
250	"Technical Characteristics"
<b>4 Magnetics option</b>	
....	See motor tables
1	See motor tables
2	See motor tables
<b>5 Cooling system</b>	
W	Liquid cooling (please contact us for flow & cooling temperature data)
<b>6 Feedback</b>	
R	Brushless Resolver
<b>7 Thermal switch</b>	
A	PT1000 and PTC

<b>8 Power Termination</b>	
3	HV 1 PowerLok™ 300A PL083X-301
4	HV 3 PowerLok™ 500A PL00X-500
5 <sup>1</sup>	HV 2 PowerLok™ 300A PL083X-301
<b>9 Feedback Termination</b>	
2	16 pin pigtail TE HDSCS
<b>10 Output Shaft</b>	
PC	SAE C
PD	SAE D
TB	Traction
WC <sup>1</sup>	Wet Spline SAE C
WD <sup>1</sup>	Wet Spline SAE D

<sup>1</sup> Available on request. Please consult factory for details.



# Parker Worldwide

## Europe, Middle East, Africa

**AE – United Arab Emirates, Dubai**  
Tel: +971 4 8127100  
parker.me@parker.com

**AT – Austria, St. Florian**  
Tel: +43 (0)7224 66201  
parker.austria@parker.com

**AZ – Azerbaijan, Baku**  
Tel: +994 50 2233 458  
parker.azerbaijan@parker.com

**BE/NL/LU – Benelux, Hendrik Ido Ambacht**  
Tel: +31 (0)541 585 000  
parker.nl@parker.com

**BG – Bulgaria, Sofia**  
Tel: +359 2 980 1344  
parker.bulgaria@parker.com

**BY – Belarus, Minsk**  
Tel: +48 (0)22 573 24 00  
parker.poland@parker.com

**CH – Switzerland, Etoy**  
Tel: +41 (0)21 821 87 00  
parker.switzerland@parker.com

**CZ – Czech Republic, Klecany**  
Tel: +420 284 083 111  
parker.czechrepublic@parker.com

**DE – Germany, Kaarst**  
Tel: +49 (0)2131 4016 0  
parker.germany@parker.com

**DK – Denmark, Ballerup**  
Tel: +45 43 56 04 00  
parker.denmark@parker.com

**ES – Spain, Madrid**  
Tel: +34 902 330 001  
parker.spain@parker.com

**FI – Finland, Vantaa**  
Tel: +358 (0)20 753 2500  
parker.finland@parker.com

**FR – France, Contamine s/Arve**  
Tel: +33 (0)4 50 25 80 25  
parker.france@parker.com

**GR – Greece, Piraeus**  
Tel: +30 210 933 6450  
parker.greece@parker.com

**HU – Hungary, Budaörs**  
Tel: +36 23 885 470  
parker.hungary@parker.com

**IE – Ireland, Dublin**  
Tel: +353 (0)1 466 6370  
parker.ireland@parker.com

**IL – Israel**  
Tel: +39 02 45 19 21  
parker.israel@parker.com

**IT – Italy, Corsico (MI)**  
Tel: +39 02 45 19 21  
parker.italy@parker.com

**KZ – Kazakhstan, Almaty**  
Tel: +7 7273 561 000  
parker.easteurope@parker.com

**NO – Norway, Asker**  
Tel: +47 66 75 34 00  
parker.norway@parker.com

**PL – Poland, Warsaw**  
Tel: +48 (0)22 573 24 00  
parker.poland@parker.com

**PT – Portugal**  
Tel: +351 22 999 7360  
parker.portugal@parker.com

**RO – Romania, Bucharest**  
Tel: +40 21 252 1382  
parker.romania@parker.com

**RU – Russia, Moscow**  
Tel: +7 495 645-2156  
parker.russia@parker.com

**SE – Sweden, Borås**  
Tel: +46 (0)8 59 79 50 00  
parker.sweden@parker.com

**SK – Slovakia, Banská Bystrica**  
Tel: +421 484 162 252  
parker.slovakia@parker.com

**SL – Slovenia, Novo Mesto**  
Tel: +386 7 337 6650  
parker.slovenia@parker.com

**TR – Turkey, Istanbul**  
Tel: +90 216 4997081  
parker.turkey@parker.com

**UA – Ukraine, Kiev**  
Tel: +48 (0)22 573 24 00  
parker.poland@parker.com

**UK – United Kingdom, Warwick**  
Tel: +44 (0)1926 317 878  
parker.uk@parker.com

**ZA – South Africa, Kempton Park**  
Tel: +27 (0)11 961 0700  
parker.southafrica@parker.com

## North America

**CA – Canada, Milton, Ontario**  
Tel: +1 905 693 3000

**US – USA, Cleveland**  
Tel: +1 216 896 3000

## Asia Pacific

**AU – Australia, Castle Hill**  
Tel: +61 (0)2-9634 7777

**CN – China, Shanghai**  
Tel: +86 21 2899 5000

**HK – Hong Kong**  
Tel: +852 2428 8008

**IN – India, Mumbai**  
Tel: +91 22 6513 7081-85

**JP – Japan, Tokyo**  
Tel: +81 (0)3 6408 3901

**KR – South Korea, Seoul**  
Tel: +82 2 559 0400

**MY – Malaysia, Shah Alam**  
Tel: +60 3 7849 0800

**NZ – New Zealand, Mt Wellington**  
Tel: +64 9 574 1744

**SG – Singapore**  
Tel: +65 6887 6300

**TH – Thailand, Bangkok**  
Tel: +662 186 7000

**TW – Taiwan, Taipei**  
Tel: +886 2 2298 8987

## South America

**AR – Argentina, Buenos Aires**  
Tel: +54 3327 44 4129

**BR – Brazil, Sao Jose dos Campos**  
Tel: +55 800 727 5374

**CL – Chile, Santiago**  
Tel: +56 2 623 1216

**MX – Mexico, Toluca**  
Tel: +52 72 2275 4200

