

Specimen Vial Sealing




Preventing Contamination

Parker's precision cut static face seals and USP Class VI materials provide a perfect combination for medical specimen vials.

Our unique extrusion and precision cutting process ensures no flash or parting lines on parts and provides rapid prototypes, fast production ramp-up and lot traceability with every shipment. This fast, flexible and clean manufacturing process helps ensure a successful product development cycle.

In addition, application engineer assistance is offered to help customers with material selection and design of the seals. This reduces design iterations and project timelines, but most importantly, ensures proper functionality of the seals and prevents leakage and contamination.



Contact Information:

Parker Hannifin Corporation
TechSeal Division
3025 West Croft Circle
Spartanburg, SC 29302

phone 864 573 7332
fax 864 583 4299

www.parker.com/techseal



Product Features


- High performance materials used exclusively including USP Class VI and/or FDA "White List" materials
- Maximum sealing surface contact
- No molds or tooling required
- No flash, parting lines or non-fills
- Broad range of colors to choose from
- Custom engineered specifically for specimen vial applications
- Washed and bagged under environmentally controlled conditions for cleanliness

ENGINEERING YOUR SUCCESS.


Flat Surface Sealing Advantage

In most sealing systems, the objective of the static face seals is to prevent fluid from leaking from a high pressure location to a lower pressure location through a sealing gap. Static seals attain this objective by utilizing a preload, occurring when the seal height is designed to be greater than the sealing gap. The seal is elastically deformed, producing internal stresses and generating a reaction force on the top and bottom of the sealing gap. When fluid pressure is applied, it causes additional internal stress, which supplements the preload and prevents leakage.

When the sealing surfaces are assembled, the seal element is contained on three sides. Contact against the seal actually takes place prior to complete compression. Maximum sealing surface contact occurs immediately and compression forces are spread uniformly due to the flat part geometry.



Uncompressed



Compressed

TechSeal Materials for the Life Sciences Industry

FDA “White Listed” Materials:

Parker’s TechSeal Division’s FDA “White List” materials are formulated exclusively from ingredients listed in Federal Regulation Title 21 “Food and Drugs,” CFR 177.2600, “Rubber Articles Intended for Repeated Use.” It is important to note that the FDA does not “approve” rubber compounds. The TechSeal Division formulates food-grade materials from the FDA list of ingredients.

USP Class VI Materials:

Class VI materials have been tested to (USP) XXII Class VI requirements, which include system toxicity and intracutaneous toxicity. The TechSeal Division’s products are sold for use in non-implant devices. It is the customer’s responsibility to determine the suitability of the TechSeal Division’s products for each specific application, and to comply with all applicable statutory, regulatory and healthcare industry requirements and/or standards for efficacy, labeling, safety and testing. Our USP Class VI materials and products have Controlled Batch Identification (CBI) traceability for each product lot.

