

Hollow-D Profile Extruded Seals



Sealing with reduced compression force:

Parker's extruded and spliced hollow-D seals provide effective low-closure-force sealing without a machined or cast groove.

Major advantages of the hollow-D profile include: a low closure force design, a pressure sensitive adhesive option for ease-of-assembly, maximum protection from external leakage and moisture build up and high quality materials including a UL94 V-0 option for flammability compliance.

The TechSeal Division can supply the product in long lengths, as spliced rings, or as multi-corner spliced gaskets.



Contact Information: Product Features:

Parker Hannifin Corporation
TechSeal Division
3025 West Croft Circle
Spartanburg, SC 29302

phone 864 573 7332
fax 864 583 4299

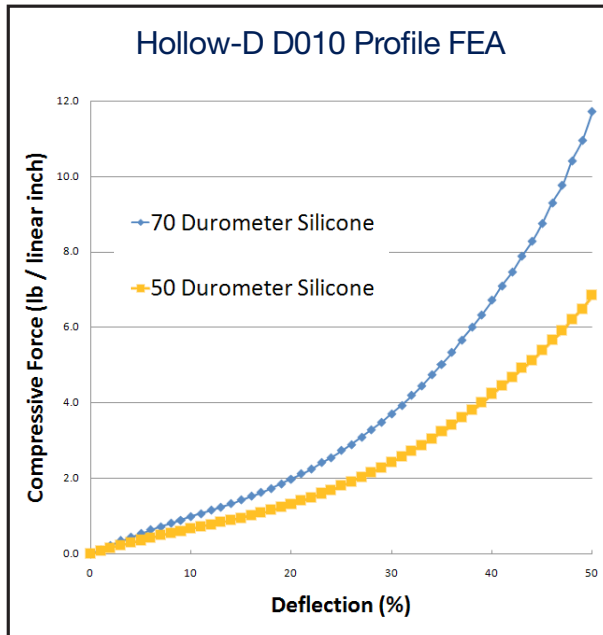
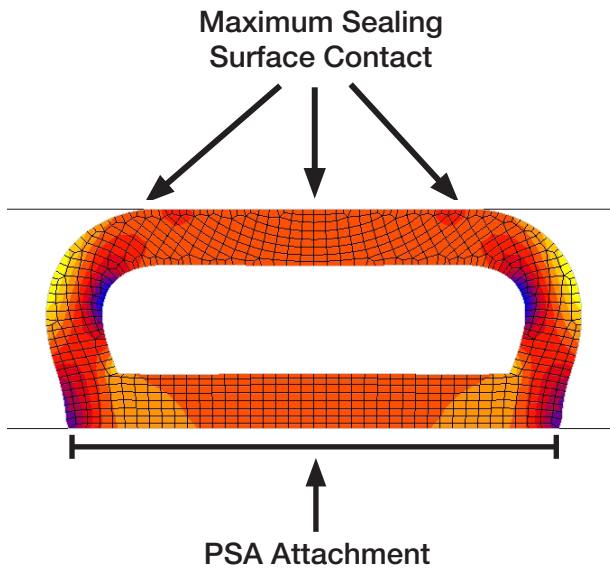
www.parker.com/techseal

- Low closure force sealing and high clearance gap tolerance
- Tight cross-sectional tolerances
- Easy to assemble
- Provides maximum environmental sealing
- Wide range of high quality materials and sizes to choose from
- Pressure sensitive adhesive (PSA) attachment and hot vulcanized corner splices provide a no groove flat panel seal
- Fast prototypes to meet customers' stringent program requirements

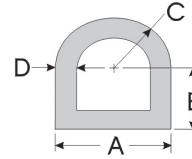


ENGINEERING YOUR SUCCESS.

Hollow-D Profile FEA - 30% Deflection



Hollow-D Profile Design Guide*



TechSeal Profile Number	Nominal Dimensions			
	A	B	C (rad.)	D
	inches (mm)	inches (mm)	inches (mm)	inches (mm)
D001	0.156 (3.96)	0.078 (1.98)	0.078 (1.98)	0.045 (1.14)
D002	0.187 (4.75)	0.093 (2.36)	0.093 (2.36)	0.050 (1.27)
D003	0.187 (4.75)	0.134 (3.40)	0.093 (2.36)	0.040 (1.02)
D004	0.207 (5.26)	0.084 (2.13)	0.103 (2.62)	0.050 (1.27)
D005	0.312 (7.92)	0.200 (5.08)	0.112 (2.84)	0.062 (1.57)
D006	0.250 (6.35)	0.125 (3.18)	0.125 (3.18)	0.062 (1.57)
D007	0.250 (6.35)	0.125 (3.18)	0.125 (3.18)	0.065 (1.65)
D008	0.296 (7.52)	0.015 (0.38)	0.172 (4.37)	0.050 (1.27)
D009	0.312 (7.92)	0.156 (3.96)	0.156 (3.96)	0.062 (1.57)
D010	0.488 (12.40)	0.068 (1.73)	0.244 (6.20)	0.055 (1.40)
D011	0.487 (12.37)	0.080 (2.03)	0.244 (6.20)	0.035 (0.89)
D012	0.487 (12.37)	0.080 (2.03)	0.244 (6.20)	0.045 (1.14)
D013	0.487 (12.37)	0.080 (2.03)	0.244 (6.20)	0.062 (1.57)
D014	0.487 (12.37)	0.080 (2.03)	0.244 (6.20)	0.080 (2.03)
D015	0.502 (12.75)	0.250 (6.35)	0.250 (6.35)	0.061 (1.55)
D016	0.700 (17.78)	0.250 (6.35)	0.350 (8.89)	0.100 (2.54)
D017	0.750 (19.05)	0.375 (9.53)	0.375 (9.53)	0.075 (1.91)
D018	0.975 (24.77)	0.132 (3.35)	0.488 (12.40)	0.093 (2.36)

Please note: Total Height = B + C

*For more information, please refer to TechSeal Division's ParFab™ Design Guide TSD 5420 or consult with an Application Engineer.

