

INTERFACES

2



1

ELECTRONICS IN THE
CONTROL CABINET

2

INTERFACES

3

CONNECTION
TECHNOLOGY

4

I/O SYSTEMS

Front Panel Interfaces

2.1

Control Cabinet Interfaces / Cable Entry Systems

2.2

Hybrid Fieldbus Coupling

2.3

Lighting Elements

2.4



MODLINK MSDD FRONT PANEL INTERFACES

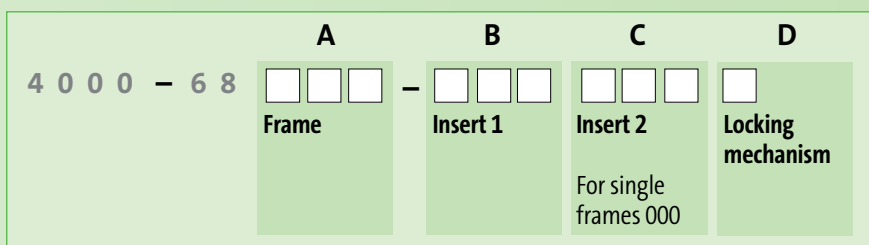
- PLC Service Port
- IP65 Protection
- Modular Inserts

DESIGN YOUR OWN PART – WITH OUR ARTICLE NUMBERS

The article numbers help you figure out whether you are ordering outlets, data connector inserts, individual frames or sets. The article numbers of the individual components can be found on the following pages. Both modules and sets can be ordered in quantities of 1 or more.

THE SET


The set article number is made up of A, B, C and D.




First select your components:

- Block A:** Frame (for example 4000-68**522**-000 0001 for transparent double frame)
- Block B:** Insert 1 (for example 4000-68000-**001** 0000 for Germany (VDE) gray)
- Block C:** Insert 2 (for example 4000-68000-**091** 0000 for 2x RJ45 + 2x USB)
- Block D:** Locking mechan. (for example 4000-68522-000 000**1** for 3 mm double-bit key)

The article number for this example set will be:




Modlink MSDD Front Panel Interfaces



Frames

- Single and double frames


Page 2.1.1



Inserts

- Power outlets
- Data connection inserts


Page 2.1.2



Built-in Sockets

- USB
- RJ45

Page 2.1.19










Accessories

Page 2.1.20






FRONT PANEL INTERFACES

Frames (plastic)			Art-No.
	1-way transparent	cURus	4000-68512-0000001
	Mounting frame plastic PBT black Lid plastic PC transparent	Closure: 3 mm double bit with pluggable rotation knob	
	Mounting frame plastic PBT black Lid plastic PC transparent	Closure: Daimler	4000-68512-0000003
	1-way metallic	cURus	4000-68513-0000001
	Mounting frame plastic PBT black Lid plastic PBT gray	Closure: 3 mm double bit with pluggable rotation knob	
	Mounting frame plastic PBT black Lid plastic PBT gray	Closure: Daimler	4000-68513-0000003
	1-way gray	cURus	4000-68514-0000001
	Mounting frame plastic PBT black Lid plastic PBT gray	Closure: 3 mm double bit with pluggable rotation knob	
	Mounting frame plastic PBT black Lid plastic PBT gray	Closure: Daimler	4000-68514-0000003
	2-way transparent	cURus	4000-68522-0000001
	Mounting frame plastic PBT black Lid plastic PC transparent	Closure: 3 mm double bit with pluggable rotation knob	
	Mounting frame plastic PBT black Lid plastic PC transparent	Closure: Daimler	4000-68522-0000003
	2-way metallic	cURus	4000-68523-0000001
	Mounting frame plastic PBT black Lid plastic PBT gray	Closure: 3 mm double bit with pluggable rotation knob	
	Mounting frame plastic PBT black Lid plastic PBT gray	Closure: Daimler	4000-68523-0000003
	2-way gray	cURus	4000-68524-0000001
	Mounting frame plastic PBT black Lid plastic PBT gray	Closure: 3 mm double bit with pluggable rotation knob	
	Mounting frame plastic PBT black Lid plastic PBT gray	Closure: Daimler	4000-68524-0000003








FRONT PANEL INTERFACES

Power outlets			Art-No.
	<p>Germany (VDE) white Screw terminals: max. 6 mm² Operating voltage: max. 250 V AC Operating current: max. 16 A</p>	LED (yellow)	4000-68000-0010000
	<p>Germany (VDE) white Spring clamp terminals: max. 2.5 mm² (AWG 14) Operating voltage: max. 250 V AC Operating current: max. 16 A</p>		4000-68000-0160000
	<p>Germany (VDE) yellow Screw terminals: max. 6 mm² Operating voltage: max. 250 V AC Operating current: max. 16 A</p>		4000-68000-0020000
	<p>Germany (VDE) orange Spring clamp terminals: max. 2.5 mm² (AWG 14) Operating voltage: max. 250 V AC Operating current: max. 16 A</p>		4000-68000-0140000
	<p>France (UTE-NF) gray Screw terminals: max. 6 mm² Operating voltage: max. 250 V AC Operating current: max. 16 A</p>	LED (yellow)	4000-68000-0050000
	<p>France (UTE-NF) gray Screw terminals: max. 4 mm² Operating voltage: max. 250 V AC Operating current: max. 16 A</p>		4000-68000-3010000
	<p>France (UTE-NF) red Spring clamp terminals: max. 2.5 mm² (AWG 14) Operating voltage: max. 250 V AC Operating current: max. 16 A</p>	with touch protection	4000-68000-0130000

FRONT PANEL INTERFACES

Power outlets			Art-No.
	<p>France (UTE-NF) orange Spring clamp terminals: max. 2.5 mm² (AWG 14) Operating voltage: max. 250 V AC Operating current: max. 16 A</p>		4000-68000-0150000
	<p>USA (NEMA 5-15) Plug-solder connection: 4.8 × 0.8 mm Operating voltage: max. 125 V AC Operating current: max. 15 A</p>	cURus	4000-68000-0030000
	<p>USA (NEMA 5-15) Plug-solder connection: L 6.3 × 0.8 mm/N (PE) 4.8 × 0.8 mm Operating voltage: max. 125 V AC Operating current: max. 3 A</p>	cURus Fuse 3 A	4000-68000-0110000
	<p>USA (NEMA 5-15) Screw terminals: max. 2.5 mm² (AWG 14) Operating voltage: max. 125 V AC Operating current: max. 15 A</p>	cURus without touch protection	4000-68000-3240000
	<p>USA (NEMA 5-15) Screw terminals: max. 2.5 mm² (AWG 14) Operating voltage: max. 125 V AC Operating current: max. 15 A</p>		4000-68000-0040000
	<p>USA (2 × NEMA-GFCI 5-15) Screw terminals: max. 2.5 mm² (AWG 14) Operating voltage: max. 125 V AC Operating current: max. 15 A</p>	cURus without touch protection	4000-68000-3220000
	<p>USA (2 × NEMA-GFCI 5-20) Screw terminals: max. 6 mm² Operating voltage: max. 125 V AC Operating current: max. 20 A per socket</p>	cURus without touch protection	4000-68000-3280000








FRONT PANEL INTERFACES

Power outlets			Art-No.
	<p>England (BS) Screw terminals: max. 4 mm² Operating voltage: max. 250 V AC Operating current: max. 13 A</p>		4000-68000-0060000
	<p>England (BS) orange Screw terminals: max. 4 mm² Operating voltage: max. 250 V AC Operating current: max. 13 A</p>		4000-68000-0190000
	<p>Italy (CEI 23-16) Screw terminals: max. 2.5 mm² (AWG 14) Operating voltage: max. 250 V AC Operating current: max. 16 A</p>	Double	4000-68000-0070000
	<p>Italy (CEI 23-16) Screw terminals: max. 2.5 mm² (AWG 14) Operating voltage: max. 250 V AC Operating current: max. 16 A</p>		4000-68000-0180000
	<p>EURO/USA Screw terminals: max. 2.5 mm² (AWG 14) Operating voltage: max. 250 V AC (EU); max. 125 V AC (USA) Operating current: max. 16 A (EU); max. 15 A (USA)</p>		4000-68000-0100000
	<p>Denmark Spring clamp terminals: max. 2.5 mm² (AWG 14) Operating voltage: max. 250 V AC Operating current: max. 10 A</p>		4000-68000-0170000
	<p>Swiss Spring clamp terminals: max. 1.5 mm² (AWG 16) Operating voltage: max. 250 V AC Operating current: max. 10 A</p>		4000-68000-0120000






FRONT PANEL INTERFACES

Power outlets			Art-No.
	<p>Australia Screw terminals: max. 2.5 mm² (AWG 14) Operating voltage: max. 250 V AC Operating current: max. 10 A</p>		4000-68000-0090000
	<p>India (IS 1293) Screw terminals: max. 4 mm² Operating voltage: max. 240 V AC Operating current: max. 6 A</p>		4000-68000-3210000
	<p>China (CCC) Screw terminals: max. 4 mm² Operating voltage: max. 250 V AC Operating current: max. 10 A</p>		4000-68000-3250000
	<p>Brazil Screw terminals: max. 2.5 mm² (AWG 14) Operating voltage: max. 250 V AC Operating current: max. 10 A</p>	Double	4000-68000-3290000
	<p>Brazil Screw terminals: max. 2.5 mm² (AWG 14) Operating voltage: max. 250 V AC Operating current: max. 10 A</p>	Single	4000-68000-3310000

FRONT PANEL INTERFACES

Communication inserts			Art-No.
	SUB-D9; SUB-D9 2 × SUB-D9 (female/male)	cURus	4000-68000-0200000
	SUB-D9; SUB-D9 2 × SUB-D9 (solder connection/female)	cURus	4000-68000-0210000
	SUB-D9; SUB-D9 1 × SUB-D9 (solder connection/male) 1 × SUB-D9 (solder connection/female)	cURus	4000-68000-0220000
	SUB-D9 1 × SUB-D9 (solder connection/male) 1 × SUB-D9 (blind plug)	cURus	4000-68000-0230000
	SUB-D9; SUB-D15 1 × SUB-D9 (male/female) 1 × SUB-D15 (male/female)	cURus	4000-68000-0300000
	SUB-D9; SUB-D15 1 × SUB-D9 (solder connection/male) 1 × SUB-D15 (solder connection/male)	cURus	4000-68000-0310000
	SUB-D9; SUB-D15 1 × SUB-D9 (female/female) 1 × SUB-D15 (male/male)	cURus	4000-68000-0320000








FRONT PANEL INTERFACES

Communication inserts			Art-No.
	SUB-D9; SUB-D25 1 × SUB-D9 (male/female) 1 × SUB-D25 (male/female)	cURus	4000-68000-040000
	SUB-D9; SUB-D25 1 × SUB-D9 (solder connection/male) 1 × SUB-D25 (solder connection/male)	cURus	4000-68000-0410000
	SUB-D9; SUB-D25 1 × SUB-D9 (solder connection/female) 1 × SUB-D25 (solder connection/male)	cURus	4000-68000-0420000
	SUB-D9; SUB-D25 1 × SUB-D9 (female/female) 1 × SUB-D25 (male/female)		4000-68000-0430000
	SUB-D15; SUB-D15 2 × SUB-D15 (female/male)	cURus	4000-68000-0500000
	SUB-D15; SUB-D15 2 × SUB-D15 (solder connection/female)	cURus	4000-68000-0510000
	SUB-D15 1 × SUB-D15 (solder connection/male) 1 × SUB-D9 (blind plug)	cURus	4000-68000-0530000








FRONT PANEL INTERFACES

Communication inserts			Art-No.
	SUB-D15; SUB-D25 1 × SUB-D15 (male/female) 1 × SUB-D25 (male/female)	cURus	4000-68000-0600000
	SUB-D15; SUB-D25 1 × SUB-D15 (solder connection/male) 1 × SUB-D25 (solder connection/male)	cURus	4000-68000-0610000
	SUB-D25; SUB-D25 2 × SUB-D25 (female/male)	cURus	4000-68000-0700000
	SUB-D25; SUB-D25 2 × SUB-D25 (solder connection/female)	cURus	4000-68000-0710000
	SUB-D25 1 × SUB-D25 (solder connection/male) 1 × SUB-D9 (blind plug)	cURus	4000-68000-0730000
	SUB-D25 1 × SUB-D25 (male/female) 1 × SUB-D9 (blind plug)	cURus	4000-68000-0740000
	PS2; PS2; SUB-D15 HD 2 × PS2 (6-pole solder connection) 1 × SUB-D15 HD (male/female) VGA		4000-68000-0800000








FRONT PANEL INTERFACES

Communication inserts			Art-No.
	<p>PS2; SUB-D15 HD 1 × PS2 (6-pole solder connection) 1 × SUB-D15 HD (solder connection/male) VGA</p>		4000-68000-0810000
	<p>SUB-D15 HD; RJ45; USB; USB (form A) 1 × SUB-D15 HD (male/female) VGA 1 × RJ45, 8-pole metal, CAT5e (female/female) 2 × USB (female/female) form A</p>	cURus shielded	4000-68000-1040000
	<p>RJ45; RJ45; USB (form A) 2 × RJ45, 8-pole metal, CAT5e (female/female) 1 × USB (female/female) form A</p>	cURus shielded	4000-68000-0940000
	<p>RJ45; USB (form A); DVI 1 × RJ45, 8-pole metal, CAT5e (female/female) 1 × USB (female/female) form A 1 × DVI (male/male)</p>		4000-68000-0820000
	<p>RJ45; RJ45; USB; USB (form A) 2 × RJ45, 8-pole metal, CAT5e (female/female) 2 × USB (female/female/0.7 m cable) form A</p>	shielded	4000-68000-0990000
	<p>RJ45; RJ12; USB; USB (form A) 1 × RJ45, 8-pole metal, CAT5e (female/female) 1 × RJ12, 6-pole plastic 2 × USB (female/female) form A</p>	cURus shielded	4000-68000-0910000
	<p>RJ45; USB; USB (form A) 1 × RJ45, 8-pole metal, CAT5e (female/female) 2 × USB (female/female) form A</p>	shielded	4000-68000-0960000








FRONT PANEL INTERFACES








Communication inserts			Art-No.
	RJ45; RJ45; USB; USB (form A) 2 × RJ45, 8-pole metal, CAT5e (female/female) 2 × USB (female/female) form A	shielded	4000-68000-0970000
	RJ45; RJ12; SUB-D25 1 × RJ45, 8-pole metal, CAT5e (female/female) 1 × RJ12, 6-pole plastic 1 × SUB-D25 (male/female)	cURus	4000-68000-1100000
	RJ45; SUB-D9; SUB-D9 1 × RJ45, 8-pole metal, CAT5e (female/female) 1 × SUB-D9 (female/female) 1 × SUB-D9 (female/female)	cURus	4000-68000-1110000
	RJ45; RJ12; SUB-D9 1 × RJ45, 8-pole metal, CAT5e (female/female) 1 × RJ12, 6-pole plastic 1 × SUB-D9 (female/female)	cURus shielded	4000-68000-1120000
	RJ45; USB; GC/GC 1 × RJ45, 8-pole metal, CAT5e (female/female) 1 × USB (female/female) form A 1 × GC (female/female) 1 × GC (male/male)	shielded	4000-68000-1140000
	RJ12; RJ12; SUB-D9 2 × RJ12, 6-pole plastic 1 × SUB-D9 (female/female)	shielded	4000-68000-1090000
	RJ45; SUB-D9; SUB-D9 1 × RJ45, 8-pole metal, CAT5e (female/female) 2 × SUB-D9 (female/female)	shielded	4000-68000-1160000

FRONT PANEL INTERFACES

Communication inserts			Art-No.
	<p>RJ45; USB (form A); SUB-D9; SUB-D9 1 × RJ45, 8-pole metal, CAT5e (female/female) 1 × USB (female/female) form A 2 × SUB-D9 (female/female)</p>	shielded	4000-68000-1180000
	<p>RJ45; USB (form A); SUB-D9; SUB-D9 1 × RJ45, 8-pole metal, CAT5e (female/female) 1 × USB (female/female) form A 1 × SUB-D9 (female/female) 1 × SUB-D9 (female/female)</p>	shielded	4000-68000-1190000
	<p>RJ45; RJ45 2 × RJ45, 8-pole metal, CAT5e (female/female)</p>	cURus shielded	4000-68000-1200000
	<p>RJ45 1 × RJ45, 8-pole metal, CAT5e (female/female) 1 × SUB-D9 (blind plug)</p>	cURus	4000-68000-1210000
	<p>RJ45; RJ45; RJ45; RJ45 4 × RJ45, 8-pole metal, CAT5e (female/female)</p>	shielded	4000-68000-1220000
	<p>USB (form A); RJ45 1 × USB (female/female) form A 1 × RJ45, 8-pole metal, CAT5e (female/female)</p>	cURus shielded	4000-68000-1310000
	<p>RJ45; SUB-D9 1 × RJ45, 8-pole metal, CAT5e (female/female) 1 × SUB-D9 (female/female)</p>	cURus shielded	4000-68000-1410000

FRONT PANEL INTERFACES

Communication inserts			Art-No.
	SUB-D9; RJ45; USB (form A) 1 × SUB-D9 (female/female) 1 × RJ45, 8-pole metal, CAT5e (female/female) 1 × USB (male/male/0.7 m cable) form A	shielded	4000-68000-1420000
	RJ45; USB (form A); SUB-D9 1 × RJ45, 8-pole metal, CAT5e (female/female) 1 × USB (female/female) form A 1 × SUB-D9 (male/female)	cURus shielded	4000-68000-1430000
	RJ45; USB (form A); SUB-D9 1 × RJ45, 8-pole metal, CAT5e (female/female) 1 × USB (female/female) form A 1 × SUB-D9 (female/female)	cURus shielded	4000-68000-1440000
	RJ45; USB (form A); SUB-D9 1 × RJ45, 8-pole metal, CAT5e (female/female) 1 × USB (female/female) form A 1 × SUB-D9 (solder connection/male)	shielded	4000-68000-1460000
	RJ45; RJ45; SUB-D25 2 × RJ45, 8-pole metal, CAT5e (female/female) 1 × SUB-D25 (male/female)	cURus shielded	4000-68000-1600000
	SUB-D25; RJ45; USB (pre-cut) 1 × SUB-D25 (male/female) 1 × RJ45, 8-pole metal, CAT5e (female/female) 1 × USB (pre-cut)	shielded	4000-68000-1610000
	RJ45; RJ45; SUB-D9 2 × RJ45, 8-pole metal, CAT5e (female/female) 1 × SUB-D9 (male/female)	shielded	4000-68000-1620000

Communication inserts			Art-No.
	<p>RJ45; SUB-D9; SUB-D25 1 × RJ45, 8-pole metal, CAT5e (female/female) 1 × SUB-D9 (male/female) 1 × SUB-D25 (male/female)</p>	cURus	4000-68000-1700000
	<p>BNC; RJ45; SUB-D9 1 × BNC (male/male) 1 × RJ45, 8-pole metal, CAT5e (female/female) 1 × SUB-D9 (male/female)</p>	shielded	4000-68000-1800000
	<p>BNC; RJ45; SUB-D9 1 × BNC (male/male) 1 × RJ45, 8-pole metal, CAT5e (female/female) 1 × SUB-D9 (female/female)</p>		4000-68000-1810000
	<p>RJ45; USB; USB (form A) 1 × RJ45, 8-pole metal, CAT5e (female/female) 2 × USB (female/female/0.7 m cable) form A</p>	shielded	4000-68000-0980000
	<p>USB (form A); SUB-D25 1 × USB (male/male/0.7 m cable) form A 1 × SUB-D25 (male/female)</p>	shielded	4000-68000-1000000
	<p>USB (form A); SUB-D25; RJ45 1 × USB (female/female) form A 1 × SUB-D25 (male/female) 1 × RJ45, 8-pole metal, CAT5e (female/female)</p>	cURus shielded	4000-68000-1450000
	<p>USB (form A); RJ45 1 × USB (male/male/0.7 m cable) form A 1 × RJ45, 8-pole metal, CAT5e (female/female)</p>	shielded	4000-68000-1300000








FRONT PANEL INTERFACES

Communication inserts			Art-No.
	USB (form A); SUB-D9; RJ45 1 × USB (male/male/0.7 m cable) form A 1 × SUB-D9 (male/female) 1 × RJ45, 8-pole metal, CAT5e (female/female)	shielded	4000-68000-1400000
	USB; USB (form A) 2 × USB (female/female/0.7 m cable) form A	shielded	4000-68000-0900000
	USB (form A to A) 1 × USB (female/female) form A	cURus shielded	4000-68000-0920000
	USB (form A); USB (form A) 2 × USB (female/female) form A	cURus shielded	4000-68000-0930000
	USB; USB; USB; USB (form A) 4 × USB (female/female) form A		4000-68000-0950000
	USB (form A); SUB-D25 1 × USB (female/female) form A 1 × SUB-D25 (male/female)	cURus shielded	4000-68000-1010000
	USB (form A); SUB-D9 1 × USB (female/female) form A 1 × SUB-D9 (solder connection/male)		4000-68000-1020000

FRONT PANEL INTERFACES

Communication inserts			Art-No.
	<p>USB (form A); SUB-D25; RJ45 1 × USB (female/female) form A 1 × SUB-D25 (male/solder connection) 1 × RJ45, 8-pole metal, CAT5e (female/female)</p>	shielded	4000-68000-1470000
	<p>USB (form A); SUB-D9; RJ12 1 × USB (female/female) form A 1 × SUB-D9 (female/female) 1 × RJ12, 6-pole plastic</p>	shielded	4000-68000-1480000
	<p>RJ45; USB (form A); SUB-D9; SUB-D9 1 × RJ45, 8-pole metal, CAT5e (female/female) 1 × USB (female/female) form A 1 × SUB-D9 (male/female) 1 × SUB-D9 (male/female)</p>		4000-68000-1240000
	<p>RJ45; USB; USB (form A); SUB-D9 (pre-cut) 1 × RJ45, 8-pole metal, CAT5e (female/female) 2 × USB (female/female) form A 1 × blind plug for SUB-D9</p>		4000-68000-1250000
	<p>RJ45; RJ12; USB; USB (form A); SUB-D9 1 × RJ45, 8-pole metal, CAT5e (female/female) 1 × RJ12, 6-pole plastic 1 × USB (female/female) form A 1 × SUB-D9 (female/female)</p>		4000-68000-1270000
	<p>USB (form A); DVI 2 × USB (female/female) form A 1 × DVI (male/male)</p>		4000-68000-1280000
	<p>SUB-D9 (female) 1 × blind plug for SUB-D9 1 × SUB-D9 (female) PROFIBUS</p>		4000-68000-2000000








FRONT PANEL INTERFACES

Combinations			Art-No.
	USA (NEMA 5-15); SUB-D25; RJ45 1 × NEMA 1-15 (plug-solder connection) 1 × SUB-D25 (male/female) 1 × RJ45, 8-pole metal, CAT5e (female/female)	cURus	4000-68000-400000
	USA (NEMA 5-15); RJ45; SUB-D9 1 × NEMA 1-15 (plug-solder connection) 1 × RJ45, 8-pole metal, CAT5e (female/female) 1 × SUB-D9 (female/female)	cURus	4000-68000-4010000
	USA (NEMA 5-15); RJ45; SUB-D9 1 × NEMA 5-15 (plug-solder connection) 1 × RJ45, 8-pole metal, CAT5e (female/female) 1 × SUB-D9 (male/female)	cURus	4000-68000-4020000
	USA (NEMA 5-15); RJ45; USB (form A) 1 × NEMA 5-15 (plug-solder connection) 1 × RJ45, 8-pole metal, CAT5e (female/female) 1 × USB (female/female) form A	cURus	4000-68000-4030000
	USA (NEMA 5-15); RJ45 1 × NEMA 5-15 (plug-solder connection) 1 × RJ45, 8-pole metal, CAT5e (female/female)	cURus	4000-68000-4040000
	USA (NEMA 5-15); RJ45; RJ12 1 × NEMA 5-15 (plug-solder connection) 1 × RJ45, 8-pole metal, CAT5e (female/female) 1 × RJ12, 6-pole plastic		4000-68000-4050000
	USA (NEMA 5-15); RJ45; RJ45 1 × NEMA 5-15 (plug-solder connection) 2 × RJ45, 8-pole metal, CAT5e (female/female)		4000-68000-4060000









FRONT PANEL INTERFACES

Combinations			Art-No.
	USA (NEMA 5-15); RJ45; USB (form A); Fuse 1 × NEMA 5-15 (screw terminals) 1 × RJ45, 8-pole metal, CAT5e (female/female) 1 × USB (female/female) form A 1 × fuse (3 A)	cURus with touch protection	4000-68000-4200000
	USA (NEMA 5-15); RJ45; USB (form A); Fuse 1 × NEMA 5-15 (screw terminals) 1 × RJ45, 8-pole metal, CAT5e (female/female) 1 × fuse (3 A)	cURus with touch protection	4000-68000-4210000
	USA (NEMA 5-15); RJ45; RJ45; Fuse 1 × NEMA 5-15 (screw terminals) 2 × RJ45, 8-pole metal, CAT5e (female/female) 1 × fuse (3 A)	cURus with touch protection	4000-68000-4220000
	USA (NEMA 5-15); RJ45; SUB-D9 HD; fuse 1 × NEMA 5-15 (screw terminals) 1 × RJ45, 8-pole metal, CAT5e (female/female) 1 × SUB-D9 (male/female) 1 × fuse (3 A)	cURus with touch protection	4000-68000-4230000
	USA (NEMA 5-15); Fuse 1 × NEMA 5-15 (screw terminals) 1 × fuse (3 A)	cURus with touch protection	4000-68000-4240000
	USA (2 × NEMA-GFCI 5-15); RJ45; USB (form A); fuse 2 × NEMA-GFCI 5-15 (screw terminals) 1 × RJ45, 8-pole metal, CAT5e (female/female) 1 × USB (female/female) form A 1 × fuse (3 A)	cURus with touch protection	4000-68000-4100000
	USA (2 × NEMA-GFCI 5-15); RJ45; fuse 2 × NEMA-GFCI 5-15 (screw terminals) 1 × RJ45, 8-pole metal, CAT5e (female/female) 1 × fuse (3 A)	cURus with touch protection	4000-68000-4110000
	USA (2 × NEMA-GFCI 5-15); RJ45; RJ45; fuse 2 × NEMA-GFCI 5-15 (screw terminals) 2 × RJ45, 8-pole metal, CAT5e (female/female) 1 × fuse (3 A)	cURus with touch protection	4000-68000-4120000



FRONT PANEL INTERFACES

Combinations			Art-No.
	USA (2 × NEMA-GFCI 5-15); RJ45; SUB-D9; fuse 2 × NEMA-GFCI 5-15 (screw terminals) 1 × RJ45, 8-pole metal, CAT5e (female/female) 1 × SUB-D9 (male/female) 1 × fuse (3 A)	cURus with touch protection	4000-68000-4130000
	USA (2 × NEMA-GFCI 5-15); fuse 2 × NEMA-GFCI 5-15 (screw terminals) 1 × fuse (3 A)	cURus with touch protection	4000-68000-4140000
	Germany (VDE); FI cut-out 1 × VDE 1 × FI-cut-out		4000-68000-4300000
	Germany (VDE); RJ45; FI-cut-out 1 × VDE 1 × RJ45, 8-pole metal, CAT5e (female/female) 1 × FI-cut-out		4000-68000-4300001
	Germany (VDE) yellow; FI cut-out 1 × VDE yellow 1 × FI-cut-out		4000-68000-4390000
	Germany (VDE) yellow; RJ45; FI-cut-out 1 × VDE yellow 1 × RJ45, 8-pole metal, CAT5e (female/female) 1 × FI-cut-out		4000-68000-4390001
	Australia; FI cut-out 1 × Australia 1 × FI-cut-out		4000-68000-4360000
	Australia; RJ45; FI-cut-out) 1 × Australia 1 × RJ45, 8-pole metal, CAT5e (female/female) 1 × FI-cut-out		4000-68000-4360001

FRONT PANEL INTERFACES

Combinations			Art-No.
	Swiss; FI cut-out 1 × Swiss 1 × FI-cut-out		4000-68000-4340000
	Swiss; RJ45; FI cut-out 1 × Swiss 1 × RJ45, 8-pole metal, CAT5e (female/female) 1 × FI-cut-out		4000-68000-4340001
	Italy (CEI 23-16); FI cut-out 1 × Italy (CEI 23-16) 1 × FI-cut-out		4000-68000-4330000
	Italy (CEI 23-16); RJ45; FI-cut-out 1 × Italy (CEI 23-16) 1 × RJ45, 8-pole metal, CAT5e (female/female) 1 × FI-cut-out		4000-68000-4330001
	Great Britain (BS); FI cut-out 1 × Great Britain (BS) 1 × FI-cut-out		4000-68000-4320000
	Great Britain (BS); RJ45; FI-cut-out 1 × Great Britain (BS) 1 × RJ45, 8-pole metal, CAT5e (female/female) 1 × FI-cut-out		4000-68000-4320001
	France (UTE-NF); FI cut-out France (UTE-NF) 1 × FI-cut-out		4000-68000-4310000
	France (UTE-NF); RJ45; FI-cut-out 1 × France (UTE-NF) 1 × RJ45, 8-pole metal, CAT5e (female/female) 1 × FI-cut-out		4000-68000-4310001

FRONT PANEL INTERFACES

Pass-through			Art-No.
	Pass-through 1 × RJ45, 8-pole metal, CAT5e (female/female)	cULus	4000-73000-0010000
	Pass-through 1 × USB 3.0 (female/male) form A, 0.6 m cable 1 × USB 3.0 (female/male) form A, 1.0 m cable 1 × USB 3.0 (female/male) form A, 1.5 m cable 1 × USB 3.0 (female/male) form A, 2.0 m cable	cULus cULus cULus cULus	4000-73000-0150000 4000-73000-0160000 4000-73000-0170000 4000-73000-0180000

FRONT PANEL INTERFACES

Connection accessories			Art-No.
	Gender Changer RJ45 (female /female)	cURus	4000-68000-9040010
	Gender Changer RJ12; (female/female)		4000-68000-9040011
	Gender Changer USB (form A to A)		4000-68000-9040020
	USB (form A to B)		4000-68000-9040025
	Gender Changer SUB-D9 (female/female)	cURus	4000-68000-9040030
	SUB-D9 (female/male)	cURus	4000-68000-9040031
	Gender Changer SUB-D9 (male/male)	cURus	4000-68000-9040032
	Gender Changer SUB-D15 (female/male)	cURus	4000-68000-9040040
	SUB-D15 (female/female)	cURus	4000-68000-9040041
	Gender Changer SUB-D15 (male/male)	cURus	4000-68000-9040042
	Gender Changer SUB-D15 HD (female/male) VGA	cURus	4000-68000-9040045
	Gender Changer SUB-D25 (female/female)	cURus	4000-68000-9040050
	SUB-D25 (female/male)	cURus	4000-68000-9040051

FRONT PANEL INTERFACES

Connection accessories			Art-No.
	Gender Changer PS2 (female/female) 6-pole		4000-68000-9040060
	Mini DIN; (female/female) 8-pole		4000-68000-9040065
	Gender Changer BNC		4000-68000-9040070
	Gender Changer DVI; (female/female)		4000-68000-9040080
	Cable SUB-D9 (male/male); 2 m	shielded	4000-68000-9030010
	SUB-D9 (male/male); 5 m	shielded	4000-68000-9030011
	SUB-D9 (female/male); 2 m	shielded	4000-68000-9030020
	SUB-D9 (female/male); 5 m	shielded	4000-68000-9030021
	Cable SUB-D25 (female/male); 1.8 m	shielded	4000-68000-9030040
	SUB-D25 (female/male); 5 m	shielded	4000-68000-9030041
	Cable USB (form A to A); 2 m (male/male)	shielded	4000-68000-9030050
	USB (form A to A); 5 m (male/male)	shielded	4000-68000-9030051
	USB (form A to A); 2 m (male/male) PUR	shielded	4000-68000-9030052
	USB (form A to A); 5 m (male/male) PUR	shielded	4000-68000-9030053
	USB (form A to B); 2 m	shielded	4000-68000-9030054
	USB (form A to B); 5 m	shielded	4000-68000-9030055
	Cable RJ45 (8/8-pole) metal, CAT6; 2 m	shielded	4000-68000-9030060
	RJ45 (8/8-pole) metal, CAT6; 5 m	shielded	4000-68000-9030061
	RJ45 (8/8-pole) metal, CAT6; 10 m	shielded	4000-68000-9030062

Mounting accessories			Art-No.
	<p>Ground strap 6 mm² 100 mm for screw (M4) 200 mm for screw (M4) 300 mm for screw (M4)</p>		<p>4000-71001-0610004 4000-71001-0620004 4000-71001-0630004</p>
	<p>Blind plate (flat) Self-installation available space: 45 × 75 mm</p>	cURus	4000-68000-8900000
	<p>Blind plate (depth) Self-installation available space: 34 × 58 mm Cavity: 13 mm deep</p>	cURus	4000-68000-8910000
	<p>Blind plates (pre-cut) 1 × USB, 1 × RJ45, 1 × SUB-D9</p>	cURus shielded	4000-68000-8500000
	<p>Blind plates (pre-cut) 1 × USB, 1 × RJ45, 1 × SUB-D25</p>	cURus shielded	4000-68000-8510000
	<p>Housing (1-way) with 4 blind plugs (M16 × 1.5) H × W × D: 180×94×81 mm</p>		4000-68000-9060010
	<p>Housing (2-way) with 6 blind plugs (M16 × 1.5) H × W × D: 182×180×90 mm</p>		4000-68000-9060020

FRONT PANEL INTERFACES

Mounting accessories			Art-No.
	Touch protection box for double frame 124×124×67 mm	cURus	4000-68000-9140000
	Metal Flange Plate for single frame 178×182×22 mm	cURus	4000-68000-9150000
	Metal Flange Plate for double frame 178×182×22 mm	cURus	4000-68000-9160000
	Cable compression gland M16	Cable diameter (4...8 mm)	4000-68000-9060030
	Protection cap SUB-D9 (female)	cURus	4000-68000-9100000
	SUB-D9 (male)	cURus	4000-68000-9130000
	SUB-D15 (female)	cURus	4000-68000-9110000
	SUB-D25 (female)	cURus	4000-68000-9120000
	Label plate Frame: 20 pcs.	cURus	4000-68000-9000000

NOTES

A large grid of small dots for taking notes, consisting of 30 columns and 40 rows.



CONTROL CABINET INTERFACES / CABLE ENTRY SYSTEMS

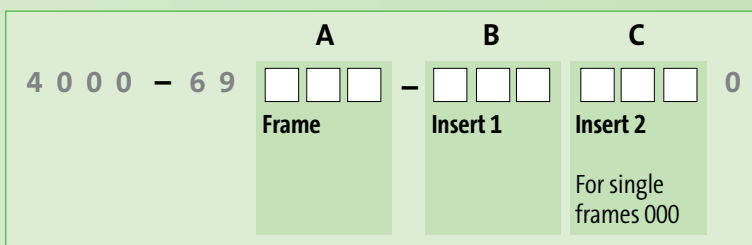
- Durable connections
- Modular system
- High protection degree

MODLINK MPV CABLE ENTRY SYSTEM

The article numbers help you figure out whether you are ordering inserts, individual frames or sets. A set has one part number for up to three components.

THE MODLINK MPV SET

The set article number is made up of **A**, **B** and **C**.



First select your components:

- Block A:** Frame (z. B. 4000-69**122**-000 0000 for double frame)
Block B: Insert 1 (z. B. 4000-69000-**100** 0000 for M12/Sub-D)
Block C: Insert 2 (z. B. 4000-69000-**200** 0000 for 7/8"/spring clamp terminal)

The article number for this example set will be:

4 0 0 0 - 6 9 **1 2 2** - **1 0 0** **2 0 0** 0

Control Cabinet Interfaces



Modlink MPV – modular

- Frames
- Inserts
- Accessories

Page 2.2.1



Control cabinet interface – predefined

- Push-Pull

Page 2.2.3

Cable Entry Systems



Cable entry system – modular

- Cable entry plate
- Inserts

Page 2.2.4










Cable entry system – predefined

- Rectangular
- Round

Page 2.2.5


MPV Frame		Art-No.
	Single for standard cut-out Size 6 (35 × 52 mm) IP65	cURus 4000-69112-0000000
	Double for standard cut-out Size 24 (35 × 112 mm) IP65	cURus 4000-69122-0000000
	Single (30°-angle) for standard cut-out Size 6 (35 × 52 mm) IP65	cURus 4000-69212-0000000
	Double (30°-angle) for standard cut-out Size 24 (35 × 112 mm) IP65	cURus 4000-69222-0000000
MPV Inserts		Art-No.
	M12 M12 (female/male) 5-pole IP65	cURus 4000-69000-1040000
	M12 (female/male) 5-pole, B-coded IP65	cURus 4000-69000-1060000
	M12 (female/male) 6-pole, Cube67 IP65	cURus 4000-69000-1080000
	M12; SUB-D9 M12 (male) B-coded SUB-D9 (female) IP65	cURus 4000-69000-1000000
	M12; terminators M12 (male) 5-pole, A-coded Spring clamp terminal connection IP65	cURus 4000-69000-1050000




CONTROL CABINET INTERFACES / CABLE ENTRY SYSTEMS

MPV Inserts			Art-No.
	<p>M12; terminators M12 (male) 5-pole, A-coded Screw terminal connection (yellow) Safety IP65</p>		4000-69000-1090000
	<p>M12; RJ45 M12 (male) 4-pole, D-coded RJ45 (8/8-pole) metal, CAT6 IP65</p>		4000-69000-1100000
	<p>M23 M23 outer thread (female) 12-pole 3 m pre-wired PVC-wires, (16 × 0.34/5 × 0.75 mm²) IP65</p>		4000-69000-1500000
	<p>M23 outer thread (female) 19-pole 3 m pre-wired PVC-wires, (16 × 0.34/5 × 0.75 mm²) IP65</p>		4000-69000-1600000
	<p>7/8"; Spring clamp terminal 7/8" (male) Spring clamp terminal connection IP65</p>	cURus	4000-69000-2000000
	<p>7/8"; Spring clamp terminal 7/8" (female) Spring clamp terminal connection</p>		4000-69000-2040000
	<p>7/8"; Spring clamp terminal 7/8" (male) Spring clamp terminal connection (yellow) Safety IP65</p>		4000-69000-2020000

MPV Inserts			Art-No.
	<p>RJ45 RJ45 (8/8-pole) metal, CAT6 IP65</p>	cURus	4000-69000-2500000
	<p>LWL Fiber Optic (male/male) single mode IP65</p>		4000-69000-5200000
MPV accessories			Art-No.
	<p>Blind insert for sealing of unused openings IP65</p>	cURus	4000-69000-9000000
	<p>Blind insert yellow for sealing of unused openings IP65</p>	cURus	4000-69000-9100000
	<p>RJ45 Male straight, 4-pole IP65</p>		4000-69000-9500050
	<p>RJ45 Male 90°, 4-pole IP65</p>		4000-69000-9500060
	<p>Control cabinet entry system M12 straight, A-coded, 5-pole</p>	DeviceNet, CANopen shielded	7000-42111-0000000
	<p>straight, B-coded, 5-pole</p>	PROFIBUS, Interbus shielded	7000-44111-0000000
	<p>straight, A-coded, 6-pole, shielded</p>	Cube67	7000-46111-0000000

CONTROL CABINET INTERFACES / CABLE ENTRY SYSTEMS

MPV accessories			Art-No.
	Control cabinet entry system M12 straight, D-coded, 4-pole, shielded (female/female)	Ethernet CAT 5	7000-44611-000000
AIDA Push Pull			Art-No.
	AIDA Push Pull 1 x RJ45, 8-pole metal, CAT5e (female/female) Combicon Power/spring clamp terminal, push-pull Plastic IP65		4000-74122-1002001
	AIDA Push Pull Fiber Optic (male/male) single mode Combicon Power/spring clamp terminal, push-pull Plastic IP65		4000-74122-1003001
AIDA Push Pull Accessories			Art-No.
	Protection cap Push Pull Power RJ45 and fiber optic push-pull		4000-74000-9000000 4000-74000-9010000
Cable entry reliefs			Art-No.
	Size 16 for 4 cables (0 large, 4 small) for 5 cables (1 large, 4 small) for 8 cables (0 large, 8 small)		4000-70103-0004000 4000-70103-0104000 4000-70103-0008000
	Size 24 for 4 cables (2 large, 2 small) for 7 cables (1 large, 6 small) for 10 cables (0 large, 10 small)		4000-70103-0202000 4000-70103-0106000 4000-70103-0010000

Cable entry glands			Art-No.
	with cable tie eye		
	Cable diameter (3...4 mm)		4000-70403-0001030
	Cable diameter (4...5 mm)		4000-70403-0001040
	Cable diameter (5...6 mm)		4000-70403-0001050
	Cable diameter (6...7 mm)		4000-70403-0001060
	Cable diameter (7...8 mm)		4000-70403-0001070
	Cable diameter (8...9 mm)		4000-70403-0001080
	Cable diameter (9...10 mm)		4000-70403-0001090
	Cable diameter (10...11 mm)		4000-70403-0001100
	Cable diameter (11...12 mm)		4000-70403-0001110
	Cable diameter (12...13 mm)		4000-70403-0001120
	Cable diameter (13...14 mm)		4000-70403-0001130
	Cable diameter (14...15 mm)		4000-70403-0001140
	Cable diameter (15...16 mm)		4000-70403-0001150
	Cable diameter (16...17 mm)		4000-70403-0100160
	Cable diameter (17...18 mm)		4000-70403-0100170
	Cable diameter (18...19 mm)		4000-70403-0100180
	Cable diameter (19...20 mm)		4000-70403-0100190
	Cable diameter (20...21 mm)		4000-70403-0100200
	Cable diameter (21...22 mm)		4000-70403-0100210
	Cable diameter (22...23 mm)		4000-70403-0100220
	Cable diameter (23...24 mm)		4000-70403-0100230
	Cable diameter (24...25 mm)		4000-70403-0100240
	Cable diameter (24...25 mm)		4000-70403-0100250
Cable diameter (26...27 mm)		4000-70403-0100260	
Cable diameter (27...28 mm)		4000-70403-0100270	
Cable diameter (28...29 mm)		4000-70403-0100280	
Cable diameter (29...30 mm)		4000-70403-0100290	
Cable diameter (30...31 mm)		4000-70403-0100300	
	Special		
	Blind plug (plugs) single		4000-70503-0001010
	Blind plug (plugs) double		4000-70503-0100010
	Adapter		4000-70503-0100020
	for 1 AS-Interface cable		4000-70503-0001020
	for 2 AS-Interface cables		4000-70503-0001030
	for 2 cables (diameter 6 mm)		4000-70503-0001060
for 2 cables (diameter 5 mm)		4000-70503-0001050	
Cable entry plates			Art-No.
	Size 24		
	Cable diameter (12) × 8...12 mm		4000-70603-0240120
	Cable diameter (6) × 3...6.5 mm, (4) × 5...9.2 mm, (4) × 9.6...15.9 mm		4000-70603-0240140
	Cable diameter (17) × 5...9.2 mm		4000-70603-0240170
	Cable diameter (16) × 3...6.5 mm, (4) × 5...9.2 mm, (2) × 8...12.5 mm		4000-70603-0240220
	Cable diameter (23) × 4.3...8.1 mm		4000-70603-0240230
	Cable diameter (29) × 3...6.5 mm		4000-70603-0240290

CONTROL CABINET INTERFACES / CABLE ENTRY SYSTEMS

Cable entry plates		Art-No.
	M 50	
	Cable diameter (3) × 6...10 mm, (1) × 9.6...15.9 mm	4000-70703-0500040
	Cable diameter (1) × 3...5.5 mm, (5) × 5...9.2 mm	4000-70703-0500060
	Cable diameter (7) × 3...6.5 mm, (1) × 6...10 mm	4000-70703-0500080
	M 63	
	Cable diameter (2) × 3...6.5 mm, (4) × 5...9.2 mm, (2) × 9.6...15.9 mm	4000-70703-0630080
	Cable diameter (6) × 3...5.5 mm, (6) × 3...6.5 mm, (1) × 6...10 mm	4000-70703-0630130
	Cable diameter (6) × 3...5.5 mm, (6) × 3...6.5 mm, (1) × 6...10 mm	4000-70703-0630190
Accessories		Art-No.
	Blind plate Size 16	4000-70202-0001000
	Blind plate Size 24	4000-70202-0002000
	Adapter from size 24 to 16	4000-70203-0100000
	Cable strain relief	
	for 1 cable	4000-70302-0000010
	for 5 cables	4000-70302-0000050
	for 9 cables	4000-70302-0000090
	Label plate 20 × 9 mm	4000-70920-0000000
	Cable tie	
	for small glands L = 75 mm	4000-70902-0075220
	for large glands L = 160 mm	4000-70902-0160450
	for large glands L = 180 mm	4000-70902-0180800

NOTES

A large grid of small dots for taking notes, consisting of 20 columns and 30 rows.



HYBRID FIELDBUS COUPLING

- For durable connections
- A high degree of protection
- Repeater included

EASILY CONNECTED – QUICKLY AND SAFELY

MSDD hybrid fieldbus couplers transfer data and power from the cabinet into the industrial field. A repeater function amplifies and processes signals.

Active hybrid fieldbus coupling offers many benefits:

- Repeater and control cabinet interface in one module
- Profibus FMS/DP galvanically separated
- Three independent Profibus ports
- All three Profibus segments are galvanically separated
- Baud rate change during operation – automatic and continuous Baud rate detection
- 3 × segment length – 200 m at 1.5 Mbit/s and 100 m at 12 Mbit/s
- Cascading capabilities for 31 modules per Profibus segment
- Integrated terminating resistor

MSDD Hybrid Fieldbus Coupling



Active Hybrid Fieldbus Coupling

Active connection between control cabinet and fieldbus area (incl. repeater)

Page 2.3.1









Passive Hybrid Fieldbus Coupling

Passive connection between control cabinet and fieldbus area

Page 2.3.1

HYBRID FIELDBUS COUPLING

Active - PROFIBUS DP		Art-No.	
	M12, RS 485 Field Bus Coupling IP67: M12 (female) 5-pole, B-coded Control Cabinet: SUB-D female	2 × M12 (female/female) cULus	67604
	CU, RS 485 Field Bus Coupling IP67: Han-Brid® Control Cabinet: SUB-D female	(male/female) cULus	67605
	CU, RS 485 Field Bus Coupling IP67: Han-Brid® Control Cabinet: SUB-D female	(female/female) cULus	67606
Passive		Art-No.	
	CU, RS 485 Field Bus Coupling IP67: Han-Brid® Control Cabinet: spring clamp terminals	(female/female) cULus	67598
	CU, RS 485 Field Bus Coupling IP67: Han-Brid® Control Cabinet: spring clamp terminals	(male/female) cULus	67599
	M12, 7/8", RS 485 Field Bus Coupling IP67: M12 (female) 5-pole, B-coded, 7/8" (female) Control Cabinet: SUB-D female	(female/female)	67254
	Blind plug Self-installation		676364

LIGHTING ELEMENTS HIGHLY FLEXIBLE

- Modular design
- Extremely bright
- Energy saving LED technology

MODLIGHT AND COMLIGHT PROVIDE EXCELLENT LIGHTING

Energy saving and durable LED technology are only some of the advantages of Murrelektronik's lighting systems. The Modlight50 and Modlight70 signal towers can be combined in various colors. The components can be conveniently connected via notched contacts. The Modlight XTREME 440 machine lighting with IP69K protection provides excellent light that's equivalent to daylight, even in rugged industrial environments.

Signal Towers



Modlight30/50/70
• 30 mm/50 mm/70 mm

Page 2.4.1



Comlight57
• 57 mm diameter
• Single element

Page 2.4.3

Machine Lighting



Modlight Xtreme 440
• Machine lighting
• IP69K

Page 2.4.4







Connection modules			Art-No.
	Modlight50 Basic (170 mm)	Spring clamp terminals cULus	4000-75050-1100002
	Basic + buzzer (170 mm)	Spring clamp terminals cULus	4000-75050-1100003
	Modlight70 Basic (77.5 mm)	Spring clamp terminals cULus	4000-75070-1100012
	Modlight70 Basic (170 mm)	Spring clamp terminals cULus	4000-75070-1100002
	Basic + buzzer + flash (170 mm)	Spring clamp terminals cULus	4000-75070-1100003
	Modlight70 Basic (170 mm)	M12 (8-pole), down	4000-75070-1300002
	Basic + buzzer + flash (170 mm)	M12 (8-pole), down	4000-75070-1300003
	Modlight70 Basic (170 mm)	M12 (8-pole), sideways	4000-75070-1400002
	Basic + buzzer (170 mm)	M12 (8-pole), sideways	4000-75070-1400003
	Modlight70 with magnet base Basic (170 mm)	M12 (8-pole), sideways	4000-75070-1500002
	Basic + buzzer + flash (170 mm) with magnet base	M12 (4-pole), sideways	4000-75070-1500003

LIGHTING ELEMENTS

Connection modules			Art-No.
	Modlight70 (AS-Interface)		
	Basic (170 mm) for 4 signals	M12 (4-pole), bottom AS-Interface-supply	4000-75070-1300004
	Basic + buzzer (170 mm) for 4 signals	M12 (4-pole), bottom AS-Interface-supply	4000-75070-1300005
	Basic (170 mm) for 4 signals	M12 (4-pole), bottom External supply	4000-75070-1300006
	Basic + buzzer (170 mm) for 4 signals	M12 (4-pole), bottom External supply	4000-75070-1300007
	Basic (170 mm) for 5 signals	M12 (4-pole), bottom External supply 2 × AB-Slave	4000-75070-1300008
	Basic + buzzer (170 mm) for 7 signals	M12 (4-pole), bottom External supply 2 × AB-Slave	4000-75070-1300009
	Modlight70 (AS-Interface)		
	Basic (170 mm) for 4 signals	M12 (4-pole), sideways AS-Interface-supply	4000-75070-1400004
	Basic + buzzer (170 mm) for 4 signals	M12 (4-pole), sideways AS-Interface-supply	4000-75070-1400005
	Basic (170 mm) for 4 signals	M12 (4-pole), sideways External supply	4000-75070-1400006
	Basic + buzzer (170 mm) for 4 signals	M12 (4-pole), sideways External supply	4000-75070-1400007
	Basic (170 mm) for 5 signals	M12 (4-pole), sideways External supply 2 × AB-Slave	4000-75070-1400008
	Basic + buzzer (170 mm) for 7 signals	M12 (4-pole), sideways External supply 2 × AB-Slave	4000-75070-1400009
	Modlight70 with magnet base (AS-Interface)		
	Basic (170 mm) for 4 signals	M12 (4-pole), sideways External supply	4000-75070-1500006
	Basic + buzzer (170 mm) for 4 signals	M12 (4-pole), sideways External supply	4000-75070-1500007
LED modules			Art-No.
	Modlight		
	LED module Modlight50	cULus	4000-75050-1011000
	LED module Modlight70	cULus	4000-75070-1011000
	LED flash module Modlight70	cULus	4000-75070-1021000
	Modlight		
	LED module Modlight50	cULus	4000-75050-1012000
	LED module Modlight70	cULus	4000-75070-1012000
	LED flash module Modlight70	cULus	4000-75070-1022000

LED modules			Art-No.
	Modlight LED module Modlight50	cULus	4000-75050-1013000
	LED module Modlight70	cULus	4000-75070-1013000
	Modlight LED module Modlight50	cULus	4000-75050-1014000
	LED module Modlight70	cULus	4000-75070-1014000
	Modlight LED module Modlight50	cULus	4000-75050-1015000
	LED module Modlight70	cULus	4000-75070-1015000
	LED flash module Modlight70	cULus	4000-75070-1025000
Set			Art-No.
	Modlight30 (green/yellow/red) Connection module + LED modules Connection cable L = 3 m		4000-75324-5310000
	Modlight50 (green/yellow/red) Basic + LED modules + M12 (down)		4000-75501-5310000
	Basic, buzzer, flash + LED modules + M12 (down)		4000-75502-5310000
	Modlight70 (green/yellow/red) Basic + LED modules + M12 (down)		4000-75704-5310000
	Basic, buzzer, flash + LED modules + M12 (down)		4000-75705-5310000
	Basic + LED modules + M12 (side)		4000-75712-5310000
	Basic, buzzer, flash + LED modules + M12 (side)		4000-75713-5310000
	Modlight70 (green/yellow/red/transparent) Basis, Buzzer, flash + LED modules + M12 (side) + LED flash (transparent)		4000-75713-1358000

LIGHTING ELEMENTS

Compact status light			Art-No.
	Comlight57 red		4000-75057-1111000
	Comlight57 amber		4000-75057-1112000
	Comlight57 green		4000-75057-1113000
	Comlight57 blue		4000-75057-1114000
	Comlight57 clear		4000-75057-1115000
Modlight XTREME			Art-No.
	LED machine lamp 24 V DC / 1.2 A Stainless Steel	IP69K	4000-75827-1315000
	Xtreme joint coupling		4000-75800-0000900

Accessories Modlight30			Art-No.
	Adapter for wall assembly		4000-75030-0000903
Signal tower accessories Modlight70/50			Art-No.
	Top adapter for tube mounting	for Modlight70	4000-75070-0000900
		for Modlight50	4000-75050-0000900
	Bottom adapter for tube mounting		
		for Modlight70/50	4000-75070-0000901
	Adapter for tube/wall mounting	for Modlight70/50	4000-75070-0000902
	Adapter for wall assembly	for Modlight70	4000-75070-0000903
	Adapter for wall assembly Cable outlet (on the bottom)	for Modlight70	4000-75070-0000904

LIGHTING ELEMENTS

Signal tower accessories Modlight70/50			Art-No.
	Aluminum tube (300 mm)		
		for Modlight70/50	4000-75070-0000913
		for Modlight70/50	4000-75070-0000918
	Magnet base with M16 × 1.5 gland	Sideways cable entry point for Modlight70/50	4000-75070-0000920
	Magnet base with M12 flange plug connector (8-pole)	Sideways connection for Modlight70/50	4000-75070-0000921
	Mounting adapter for strain relief	bottom or side exit	4000-75070-0000922