



Hose	<b>A</b>
Fittings	<b>B</b>
Parkrimp Crimping Equipment	<b>C</b>
Assembly Equipment	<b>D</b>
Adapters	<b>E</b>
Accessories	<b>F</b>
Appendices	<b>G</b>

<p><b>TH8-400</b> - Production Crimper</p>  <p>D-3</p>	<p><b>Model No. 339 &amp; 239</b> - Hose Cut-Off Machine</p>  <p>D-4</p>	<p><b>Model No. 332T-115V</b> - Hose Cut-Off Machine</p>  <p>D-4</p>	<p><b>Model No. 631075</b> - Karrykut - Hose Cut-Off Machine</p>  <p>D-5</p>
<p><b>Model No. 871522</b> - Handcut - Hose Cut-Off Machine</p>  <p>D-5</p>	<p><b>Model No. 881540</b> - Push-Lok Cut-Off &amp; Assembly Tool</p>  <p>D-5</p>	<p><b>Model No. 316</b> - Hose Cut-Off Tool</p>  <p>D-5</p>	<p><b>Model No. TH11-1</b> - Hose Cut-Off Tool</p>  <p>D-6</p>
<p><b>Model No. TH9-1</b> - Hose Insertion Depth Blocks (Gauges)</p>  <p>D-6</p>	<p><b>Model No. TH2-7</b> - Fittings Push-On Stand</p>  <p>D-6</p>	<p><b>Model No. 80C-SDR</b> - Swivel Die Rack</p>  <p>D-7</p>	<p><b>Model No. 80C-ODR</b> - Die Storage Rack</p>  <p>D-7</p>
<p><b>Model No. 432-115V</b> - Hozemblem &amp; Stand</p>  <p>D-7</p>	<p><b>Hoze-Oil</b></p>  <p>D-8</p>	<p><b>Accrolube</b> - High Efficiency Lubricant</p>  <p>D-8</p>	<p><b>601069</b> - Hose Perforator</p>  <p>D-8</p>
<p><b>Model No. 652200</b> - Mandrel Tool Kit - 22 Series</p>  <p>D-8</p>	<p><b>Model No. 2727</b> - Mandrel Tool Kit - 23 Series (JIC 37° Flared)</p> <p><b>Model No. 2726</b> - Mandrel Tool Kit - 23 Series (SAE45° &amp; PTT30°)</p>  <p>D-9</p>	<p><b>Model No. 652201</b> - Assembly Tools - 22 Series</p>  <p>D-9</p>	<p><b>Hydraulic Hose and Flow Capacity Guide</b></p>  <p>D-9</p>





**Production Crimper  
TH8-400**

◆ **Specifications**

- Power: 230 Volts 3 Phase 60 Hz
- Weight: 1000 lbs
- Width: 27 inches
- Depth: 44 inches
- Height: 58 inches
- Height to center of dies: 48-1/2 inches
- Capacity:
  - 1-1/4" SAE 100R1AT Max.
  - 1" DIN 20 022-1SN Max.
  - 1-1/4" SAE 100R2AT Max.
  - 1-1/4" DIN 20 022-2SN Max.
  - 1" SAE 100R3 Max.
  - 1-1/4" SAE 100R4 Max.
  - 7/8" SAE 100R5 Max.
  - 7/8" SAE J1402 AI Max.
  - 7/8" SAE J1402 AII Max.
  - 1-1/4" SAE 100R9 Max.
  - 1-1/4" SAE 100R12 Max.
  - 1" SAE 100R16 Max.
  - 1-1/4" SAE 100R17 Max.
- Cycle Time: 301-8 (1/2" SAE 100R2AT) — 4 seconds per straight end fitting
- Die Changeover Time: One piece cartridge — less than 60 seconds

◆ **Features**

- Enclosed power unit.
- One piece quick set-up cartridge die.
- Foot pedal operated.
- Ten sets of dies will cover the entire range of hose and fittings through 1 1/4" (-20) SAE100R12, requiring 43 and 71 Series coupling through -20 size.
- Die storage area within cabinet.
- Horizontal feed to improve cycle time.
- Some die sets will handle more than one type and size: e.g., one set will handle 43 Series (-8) and 71 Series (-6), while another will handle 43 Series (-10) and 71 Series (-8).

**Standard die sets available are:**

Fitting Series	Size
26 Series	-4 through -20
43 Series	-4 through -20
71 Series	-6 through -20

*Other dies sets are available upon request.*

◆ **Optional Tooling**

Die Set Part Number	43 Series Size	71 Series Size
TH8-400DC16	-4	
TH8-400DC18	-5	
TH8-400DC21	-6	
TH8-400DC24	-8	-6
TH8-400DC27	-10	-8
TH8-400DC31	-12	-10
TH8-400DC34		-12
TH8-400DC40	-16	
TH8-400DC43		-16
TH8-400DC50	-20	-20


**Die Set**

Part Number	26 Series Size
TH8-400DC26-4	-4
TH8-400DC26-5	-5
TH8-400DC26-6	-6
TH8-400DC26-8	-8
TH8-400DC26-10	-10
TH8-400DC26-12	-12
TH8-400DC26-16	-16
TH8-400DC26-20	-20



Hose	A
Fittings	B
Parkrimp Crimping Equipment	C
Assembly Equipment	D
Adapters	E
Accessories	F
Appendices	G

Hose  
**A**



## Hose Cut-Off Machine Model No. 339 and 239

### Model 339

Designed for heavy duty use. Will cut multi-braided wire reinforced hoses including 6 heavy spiral constructions up to 2" inside diameters. Model 339 comes equipped with 2 cut-off blades of a special scalloped construction. Equipped with 3 HP motor 230V, 3 phase, 60 cycle.

Dimensions: 22" wide x 42" long x 24" high  
Shipping Weight: 115 lbs.  
Replacement Scallop Cutting Blade (10" with 3/4" arbor size) Part No. 24248  
Replacement Smooth Cutting Blade Part No. 15960

### Model 239

This is Model 339 with 230V single-phase motor Part No. 239

For additional information see Bulletin #4497-B11.

Fittings  
**B**

Parkrimp  
Crimping  
Equipment  
**C**



## Hose Cut-Off Machine Model No. 332T-115V

Power unit for quick, easy cutting of cotton or rubber covered fabric braid or wire reinforced hose. Equipped with 1-1/2 HP, 3450 RPM, 115/230V single phase electric motor wired for 115V. Belt driven cutting wheel of high speed steel, hardened and ground for smooth, dust-free, long-lasting service. Moving parts shielded by guards. Includes a Smooth Cutting Blade (8" with 5/8" arbor size)

Model 332T-115V will cut:

- two wire braid, 1-1/4" maximum
- one wire braid, 2" maximum
- four spiral, 1-1/4" maximum

Replacement Smooth Cutting Blade (8" with 5/8" arbor size) Part No. 580661  
Replacement Scallop Cutting Blade Part No. 24398

Assembly  
Equipment  
**D**

Adapters  
**E**

Accessories  
**F**

Appendices  
**G**



### Hose Cut-Off Machine - Karrykut Model No. 631075

A portable power saw for cutting on the job. Hardened steel blade powered by 115V (13 amp) universal AC motor. Hand grip, trigger control. Unique clamp spreads hose as it is cut to prevent binding of blade.

Cuts rubber and cotton covered, wire or fabric reinforced hose from: 1/4" through 2" inside diameter.

Cuts 4 spiral light wire hose: 1-1/4" maximum

Universal Clamp Attachment: Part No. 631076

Universal clamp attachment may be used with any portable power saw unit having a 5/8" arbor, 8" blade capacity.

Replacement Cutting Blade (8" with 5/8" arbor size):

Part No. 580661

Replacement Power Saw (less clamp and blade):

Part No. 631140



### Hose Cut-Off Tool - Handykut Model No. 871522

Handykut is a portable tool designed for efficient cutting of hose. Once Handykut is positioned onto a flat surface by clamps or by locking it in a vise, properly align the hose in a radius and cut it with a hacksaw.




### Push-Lok Cut-Off & Assembly Tool Model No. 881540

This unique tool combines a hose cutter with a toggle-action that presses the fitting into the hose. Designed to handle Push-Lok hose from 1/4" through 3/4", this tool makes the job easier whether you are making one assembly or a hundred.

Overall length: 16"

Weight: Approximately 4 pounds



### Hose Cut-Off Tool Model No. 316

Model 316 hose cut-off tool is a small size, easy to use, manually operated unit for quick cutting of Parker 235, 293, 601, and 604 hoses. It can also be used for Push-Lok hose 801, 804, 821, 821FR, 831 and 836. Ruggedly built for years of trouble-free service.

Hose  
**A**

Fittings  
**B**

Parkrimp  
Crimping  
Equipment  
**C**

Assembly  
Equipment  
**D**

Adapters  
**E**

Accessories  
**F**

Appendices  
**G**

Hose  
**A**



**Hose Cut-Off Tool**  
**Model No. TH11-1**

Parker Push-Lok cutters are designed for quick, easy cutting of Push-Lok hose in all sizes and non-wire reinforced hose. TH11-1 squarely cuts Push-Lok hose 1/4" I.D. through 3/4" I.D.

Fittings  
**B**



**Hose Insertion Depth Blocks**

**For quick and easy marking of hose insertion depth. A faster way to leak-free assemblies. Ensures accuracy. Increase productivity.**

The first step toward a leak-free hose assembly is accurately marking the proper hose insertion depth. This is a fail-safe way to quickly and easily mark proper insertion depth, each and every time. With aluminum blocks and steel mandrels, Hose Insertion Depth Blocks feature a range of sizes clearly designated for a specific fitting series.

**Note:** For additional information, please see Bulletin #4480-B53-USA.

Parkrimp  
 Crimping  
 Equipment  
**C**

Assembly  
 Equipment  
**D**

Part Number	Description
TH9-1-43A	43 Series -4 through -10
TH9-1-43B	43 Series -12 through -32
TH9-1-71	71 Series -6 through -32
TH9-1-78	78 Series -12 through -32
TH9-1-26A	26 Series -4 through -10
TH9-1-26B	26 Series -12 through -32
TH9-1-70	70 Series -6 through -20
TH9-1-73	73 Series -12 through -32
TH9-1-STD	Insertion Depth Marking Stand

Adapters  
**E**



**Fitting Push-On Stand**  
**Part No. TH2-7**

**Fitting Push-On Stand is the fastest way to make Parker hose assemblies in production volumes. Quickly and easily pushes fittings onto hose.**

Boosts productivity and quality. Reduces worker fatigue. The Push-On Stand eliminates the need of rubber mallets, oils and a lot of elbow grease to get fittings all the way onto the end of hose for crimping. Comes complete with straight tooling required for sizes -4 to -32, all permanent series, 82 Push-Lok, and 88 series field attachable fittings. Elbow Pusher Set (TH2-7-ELS) available.

**Note:** For additional information, please see Bulletin #4480-B36-USA.

Accessories  
**F**

Appendices  
**G**





### Swivel Die Rack Part No. 80C-SDR

Holds up to 30 dies. Accommodates any size Parkrimp die. Powder-coated, heavy-duty steel construction.

The convenient new Swivel Die Rack, organizes and stores your collection of dies so they're always ready to work when you are. The Swivel Die Rack consists of a base unit and up to five circular holders, each with the capacity to hold five or six dies. It is floor or bench mountable.

Note: For additional information, please see Bulletin #4480-B54-USA.

Part Number	Description
80C-SDR-SM	Swivel Die Rack and Small Die Holder
80C-SDR-LG	Swivel Die Rack and Large Die Holder
80C-SDR-Base	Swivel Die Rack Base



### Die Storage Racks 80C-0DR and 83C-0DR

The 80C-0DR and 83C-0DR Die Storage Racks are modular die rack designed to hold small and large Parkrimp dies.

The 80C-0DR will store three sets of small dies while the 83C-0DR is capable of storing two sets of large dies. The modules can be bolted together horizontally or vertically. They can also be bolted to the work bench. Clips are provided to bolt the modules to a wall or the side panel of a truck for additional stability.

Request Bulletin #4480-B26 for additional information.



### Hozemblem Model 432-115V

The 432 Hozemblem is a power machine to facilitate the attachment of reusable hose fittings. It readily handles all types of hose and fittings in sizes -3 through -32 I.D., including standard bent tube elbow. The 432 will also handle assembly of 4 heavy wire spiral through -24, I.D. 115V, 30 amp, universal AC motor. Model 432 is supplied complete with foot switch and safety guard.

- Model 432 Hozemblem (complete with vise and all adapters) Part No. 432-115V
- Mounting stand: Part No. 662451
- Replacement Parts
- Hose vise (complete with 662453 and 662454) Part No. 662452
- Hose vise jaw plate Part No. 662453
- Hose vise jaw adapter Part No. 662454
- Chuck jaws Part No. 662455
- Chuck jaws adapter set for use with most bent tube ends and hose fitting hex sizes up to 1/2". Part No. 662456

Request Bulletin # 4497-B2 for operating instructions.

Hose  
**A**

Fittings  
**B**

Parkrimp Crimping Equipment  
**C**

Assembly Equipment  
**D**

Adapters  
**E**

Accessories  
**F**

Appendices  
**G**

Hose  
**A**



**Hoze-Oil**

Parker's improved hose assembly lubricant reduces hose assembly make-up time. Hoze-Oil reduces torque and eliminates waste lubrication. It's cleaner, too! Simply dip the cut hose ends into Parker Hoze-Oil and proceed with the Parkrimp or Reusable fitting hose assembly make-up.

Hoze-Oil

Part No. Hoze Oil

Fittings  
**B**



**Accrolube**

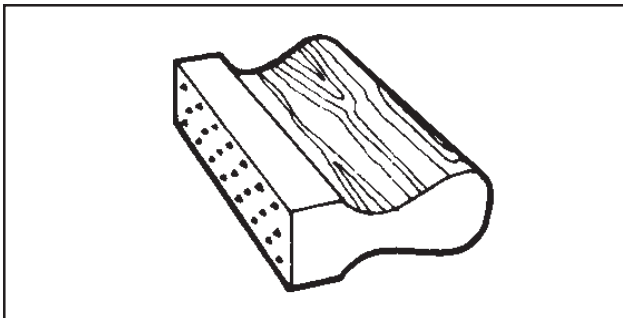
Accrolube is a high efficiency lubricant that will make the assembly of stainless steel field attachable fittings easier. Accrolube contains Teflon which creates a boundary lubrication film that reduces wear between metal surfaces, protects against corrosion, and ultimately eliminates galling.

Accrolube

Part No. Accrolube

Parkrimp  
 Crimping  
 Equipment  
**C**

Assembly  
 Equipment  
**D**



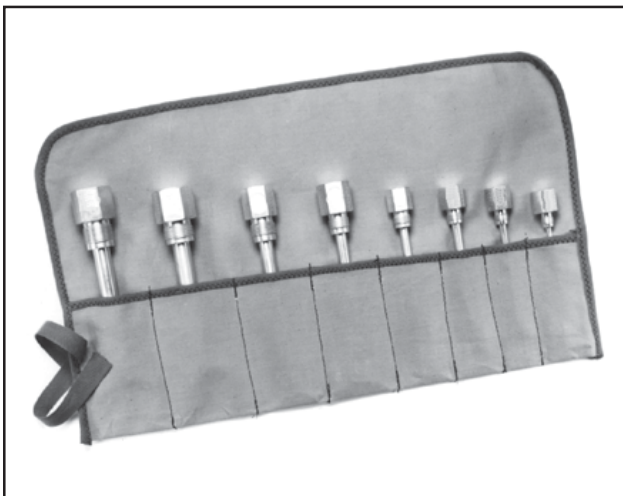
**Hose Perforator**

Small hand tool to prick minute holes in the rubber cover of hose to be used in gaseous service where the pressure exceeds 250 psi. The Hose Perforator is intended to be held in the hand and driven into the cover every few inches of length either striking the hose or by a rolling action over the hose cover. It is not generally necessary to perforate the hose on all sides.

Hose Perforator

Part No. 601069

Adapters  
**E**



**Mandrel Tool Kit - 22 Series  
 Model No. 652200**

The Mandrel Tool Kit is for assembling Parker 22 Series hose fittings. One of each of the parts listed below are included in the kit.

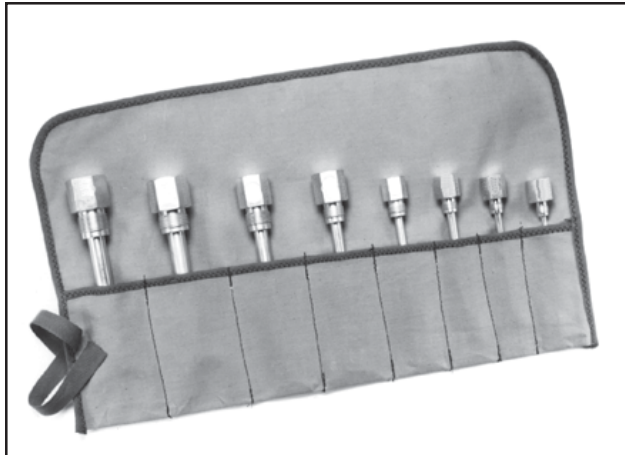
Hose I.D.	Dash Size	SAE (JIC) 37 Part Number	SAE 45 Part Number
3/16	-4	631073-4	631073-4
1/4	-5	631073-5	631073-5
5/16	-6	631073-6	631074-6
13/32	-8	631073-8	631073-8
1/2	-10	631073-10	631073-10
5/8	-12	631073-12	631074-12

Accessories  
**F**

Appendices  
**G**








### Mandrel Tool Kit - 23 Series

Model No. 2727 (for JIC 37° flared fittings)  
Model No. 2726 (for SAE 45° and PTT 30° flared fittings)

The Mandrel Tool Kit is for assembling 23 Series hose fittings. One of each of the parts listed below are included in the kit.

Hose I.D.	Dash Size	Kit No. 2727 JIC 37 Flare	Kit No. 2726 SAE 45
3/16	-4	2726-1-4-4S	2726-1-4-4S
1/4	-5	2726-1-5-5S	2726-1-5-5S
5/16	-6	2727-1-6-6S	2726-1-6-6S
13/32	-8	2726-1-8-8S	2726-1-8-8S
1/2	-10	2726-1-10-10S	2726-1-10-10S
5/8	-12	2727-1-12-12S	2726-1-12-12S
7/8	-16	2727-1-16-16S	2728-1-16-16S



### Assembly Tools - 22 Series Model No. 652201

The Model No. 652201 tool kit is for assembling 22 Series hose fittings. One of each of the parts listed below are included in the kit.

Hose I.D.	Dash Size	SAE (JIC) 37 Part Number	SAE 45 Part Number
7/8	-16	631073-16	631074-16
1-1/8	-20	631073-20	631074-20
1-3/8	-24	631073-24	631074-24
1-13/16	-32	631073-32	631074-32



### Hydraulic Hose and Flow Capacity Guide

Productivity tool that is pocket sized, quick and easy to reference and offers correct specifications the first time. The hydraulic hose chart provides working pressure and burst pressure levels for various Parker hose sizes in both metric and U.S. units. The flow capacity chart is a quick reference for flow capacities at recommended flow velocities for pressure, return and suction lines.

Hydraulic Hose and Flow Capacity Guide Part #: Bul. 4480-T14-USA

Hose <b>A</b>
Fittings <b>B</b>
Parkrimp Crimping Equipment <b>C</b>
Assembly Equipment <b>D</b>
Adapters <b>E</b>
Accessories <b>F</b>
Appendices <b>G</b>

